

Anti-c-Kit (7F12) Mouse antibody



Catalog Number: 168496

Product name

Anti-c-Kit (7F12) Mouse antibody

Specificity

Human

Antibody description

c-Kit (7F12) Mouse monoclonal antibody

Preparation

Antigen: Purified recombinant fragment of human KIT expressed in E. Coli.

Formulation

Ascitic fluid containing 0.03% sodium azide.

Storage

Store at 4°C short term. Store at -20°C long term. Avoid freeze / thaw cycle.

Clonality

Monoclonal

Ig Type

Mouse IgG1

Applications

WB, IHC-P

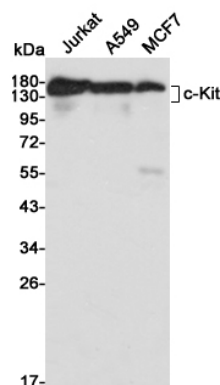
Dilutions

WB: 1/500 - 1/2000


IHC: 1/200 - 1/1000

ELISA: 1/10000

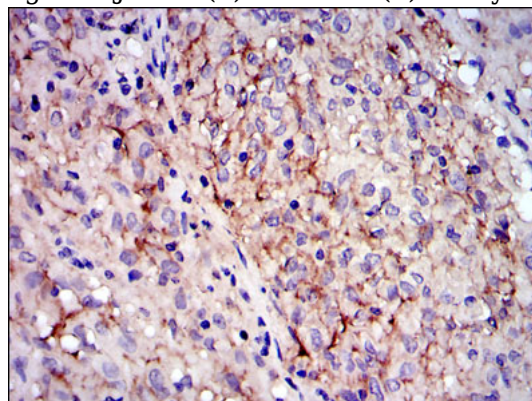
Validations



Western blot analysis of extracts from Jurkat, A549 and MCF7 cell lysates using c-Kit mouse mAb (1:1000 diluted). Predicted band size: 145KDa. Observed band size: 120~145KDa.



Western blot analysis using KIT mouse mAb against Jurkat (1) and Hela (2) cell lysate.



Immunohistochemical analysis of paraffin-embedded gastrointestinal stromal tumor using KIT mouse mAb with DAB staining.