

Anti-gamma Catenin (4B4) Mouse antibody



Catalog Number: 168493

Product name

Anti-gamma Catenin (4B4) Mouse antibody

Specificity

Human

Antibody description

gamma Catenin (4B4) Mouse monoclonal antibody

Preparation

Antigen: Purified recombinant fragment of human JUP expressed in E. Coli.

Formulation

Ascitic fluid containing 0.03% sodium azide.

Storage

Store at 4°C short term. Store at -20°C long term. Avoid freeze / thaw cycle.

Clonality

Monoclonal

Ig Type

Mouse IgG1

Applications

WB, IHC-P, ICC/IF, IP

Dilutions

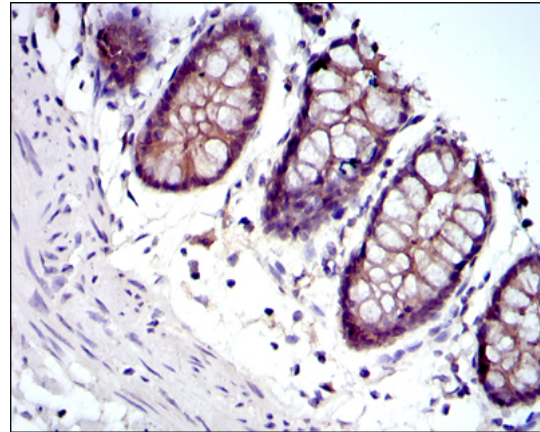
WB: 1/500 - 1/2000

IHC: 1/200 - 1/1000

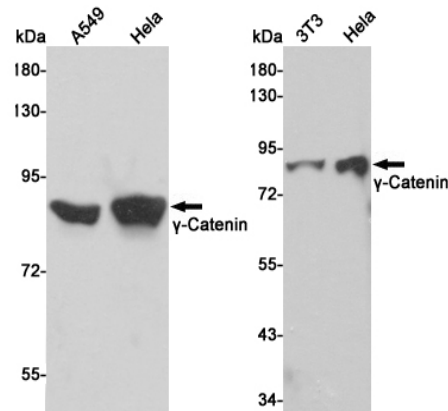
ICC: 1/200 - 1/1000

ELISA: 1/10000

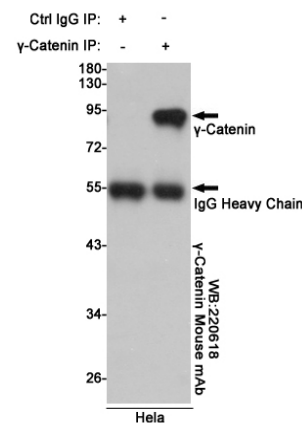
Validations



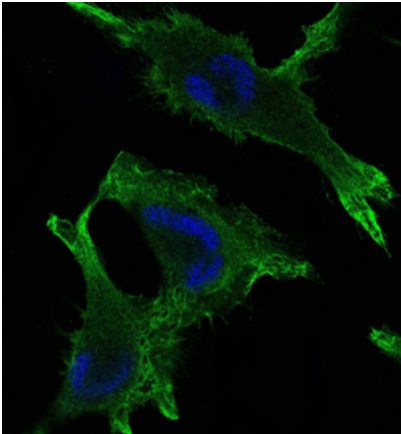
Immunohistochemical analysis of paraffin-embedded rectum tissues using JUP mouse mAb with DAB staining.



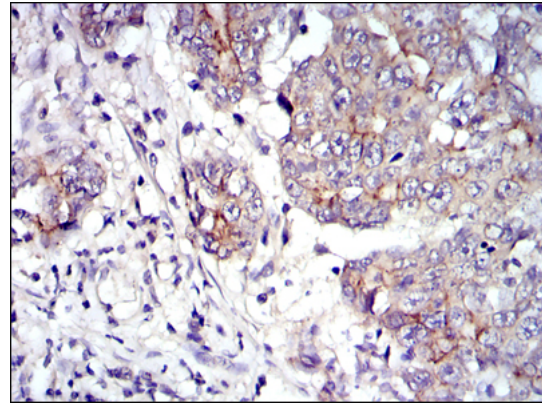
Western blot detection of γ -Catenin in A549, HeLa and 3T3 cell lysates using γ -Catenin mouse mAb (1:1000 diluted). Predicted band size: 82KDa. Observed band size: 82KDa.



Immunoprecipitation analysis of HeLa cell lysates using γ -Catenin mouse mAb.



Immunofluorescence analysis of U251 cells using JUP mouse mAb (green). Blue



Immunohistochemical analysis of paraffin-embedded stomach cancer tissues using JUP mouse mAb with DAB staining.