

# Anti-RUNX3 (4H2) Mouse antibody



Catalog Number: 168490

## Product name

Anti-RUNX3 (4H2) Mouse antibody

## Specificity

Human, Mouse

## Antibody description

RUNX3 (4H2) Mouse monoclonal antibody

## Preparation

Antigen: Purified recombinant fragment of human RUNX3 (AA:186-252) expressed in E. Coli.

## Formulation

Purified antibody in PBS with 0.05% sodium azide

## Storage

Store at 4°C short term. Store at -20°C long term. Avoid freeze / thaw cycle.

## Clonality

Monoclonal

## Ig Type

Mouse IgG2b

## Applications

WB, IHC-P, ICC/IF, FC

## Dilutions

WB: 1/500 - 1/2000

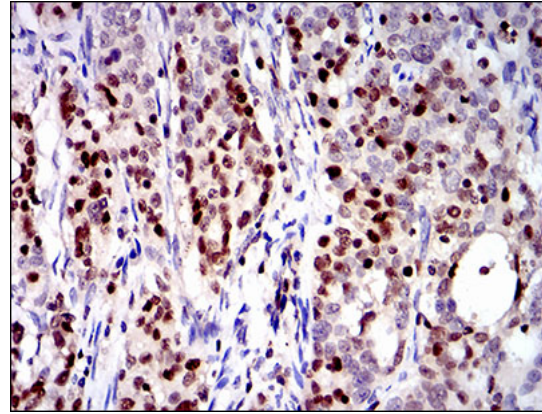
IHC: 1/200 - 1/1000

ICC: 1/200 - 1/1000


FC: 1/200 - 1/400

ELISA: 1/10000

## Validations

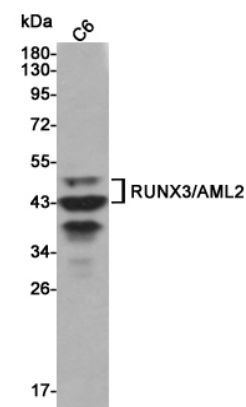


Immunohistochemical analysis of paraffin-embedded cervical cancer tissues using RUNX3



mouse mAb with DAB staining.

Western blot analysis using RUNX3 mAb against HEK293 (1) and RUNX3 (AA: 186-252)-hIgGfc transfected HEK293 (2) cell lysate.



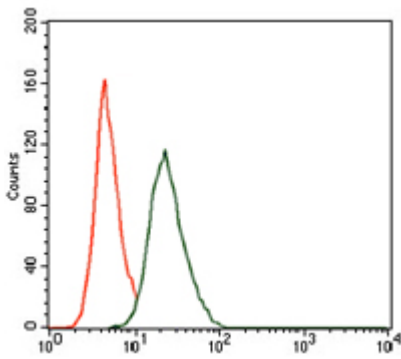
Western blot detection of RUNX3/AML2 in C6 cell lysates using RUNX3/AML2 mouse mAb (1:5000 diluted). Predicted band size: 44 kDa. Observed band size: 43~48 kDa.

# Anti-RUNX3 (4H2) Mouse antibody



Catalog Number: 168490

---



Flow cytometric analysis of NIH3T3 cells using RUNX3 mouse mAb (green) and negative control (red).