

Anti-Smad4 Mouse antibody



Catalog Number: 168480

Product name

Anti-Smad4 Mouse antibody

Specificity

Human, Mouse

Antibody description

Smad4 Mouse monoclonal antibody

Preparation

Antigen: Purified recombinant fragment of human SMAD4 expressed in E. Coli.

Formulation

Ascitic fluid containing 0.03% sodium azide.

Storage

Store at 4°C short term. Store at -20°C long term. Avoid freeze / thaw cycle.

Clonality

Monoclonal

Ig Type

Mouse IgG1

Applications

WB, IHC-P, ICC/IF, FC

Dilutions

WB: 1/500 - 1/2000

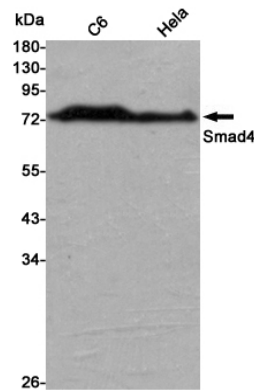
IHC: 1/200 - 1/1000

ICC: 1/200 - 1/1000

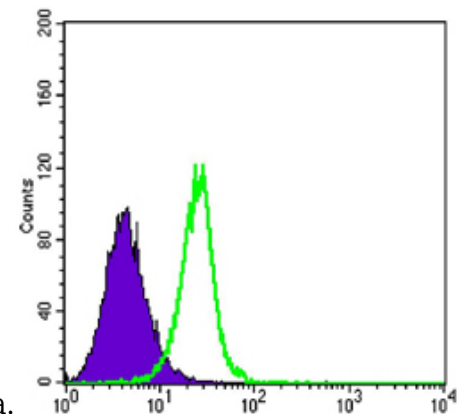
FC: 1/200 - 1/400

ELISA: 1/10000

Validations

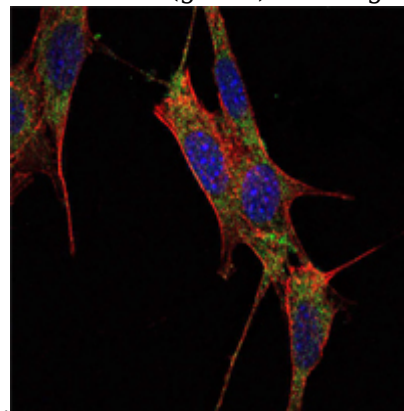


Western blot detection of Smad4 in C6 and HeLa cell lysates using Smad4 mouse mAb (1:1000 diluted). Predicted band size: 65KDa. Observed



band size: 70KDa.

Flow cytometric analysis of K562 cells using SMAD4 mouse mAb (green) and negative control

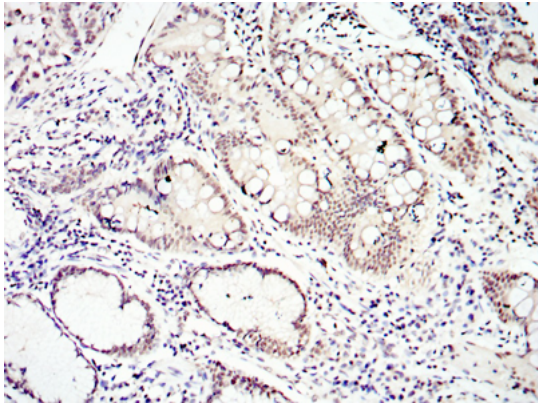


(purple).

Immunofluorescence analysis of NIH/3T3 cells using SMAD4 mouse mAb (green). Blue: DRAQ5 fluorescent DNA dye. Red: Actin filaments have been labeled with Alexa Fluor-555 phalloidin.

Anti-Smad4 Mouse antibody

Catalog Number: 168480



Immunohistochemical analysis of paraffin-embedded lung cancer tissues using SMAD4 mouse mAb with DAB staining.