

Anti-BLK (6H3) Mouse antibody

Catalog Number: 168356

Product name

Anti-BLK (6H3) Mouse antibody

Specificity

Human

Antibody description

BLK (6H3) Mouse monoclonal antibody

Preparation

Antigen: Purified recombinant fragment of BLK expressed in E. Coli.

Formulation

Ascitic fluid containing 0.03% sodium azide.

Storage

Store at 4°C short term. Store at -20°C long term. Avoid freeze / thaw cycle.

Clonality

Monoclonal

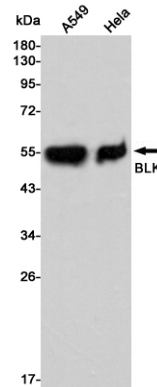
Ig Type

IgG2a

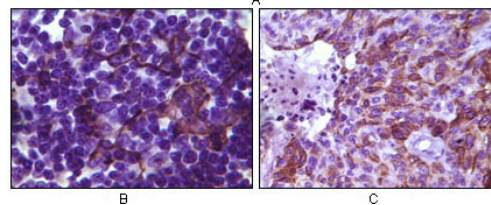
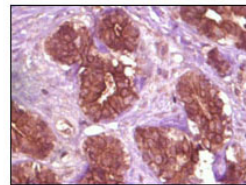
Applications

WB

Validations



Western blot detection of BLK in A549 and HeLa cell lysates using BLK mouse mAb (1:5000 diluted). Predicted band size: 55KDa. Observed band size: 55KDa.



Immunohistochemical analysis of paraffin-embedded human breast tissue (A), lymph tissue (B) and skin carcinoma (C), showing membrane localization using BLK mouse mAb with DAB staining.