

Anti-CBL (6C5) Mouse antibody



Catalog Number: 168353

Product name

Anti-CBL (6C5) Mouse antibody

Specificity

Human, Mouse, Rat

Antibody description

CBL (6C5) Mouse monoclonal antibody

Preparation

Antigen: Purified recombinant fragment of human C-CBL expressed in E. Coli.

Formulation

Ascitic fluid containing 0.03% sodium azide.

Storage

Store at 4°C short term. Store at -20°C long term.
Avoid freeze / thaw cycle.

Clonality

Monoclonal

Ig Type

Mouse IgG1

Applications

WB, IHC-P, ICC/IF, FC, IP

Dilutions

WB: 1/500 - 1/2000

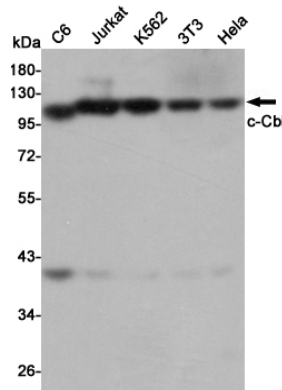
IHC: 1/200 - 1/1000

ICC: 1/200 - 1/1000

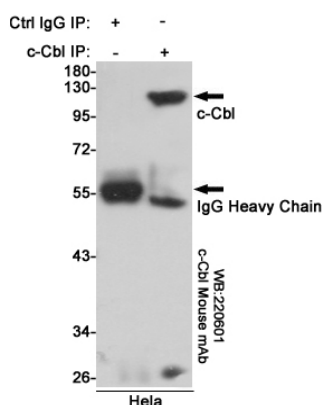
FC: 1/200 - 1/400

ELISA: 1/10000

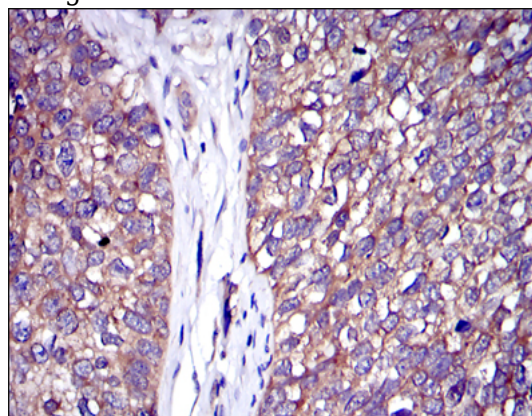
Validations



Western blot detection of c-Cbl in C6, Jurkat, K562, 3T3 and HeLa cell lysates using c-Cbl mouse mAb (1:1000 diluted). Predicted band size: 120 kDa. Observed band size: 120 kDa.



Immunoprecipitation analysis of HeLa cell lysates using c-Cbl mouse mAb.

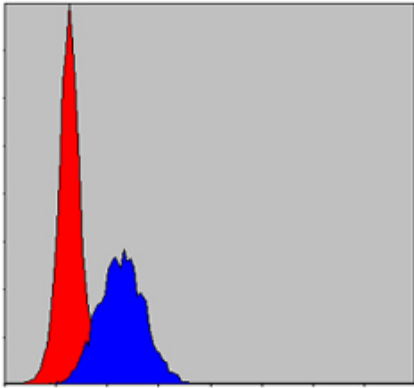


Immunohistochemical analysis of paraffin-embedded bladder cancer tissues using C-CBL mouse mAb with DAB staining.

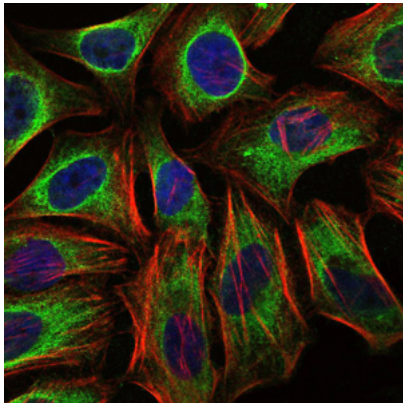
Anti-CBL (6C5) Mouse antibody



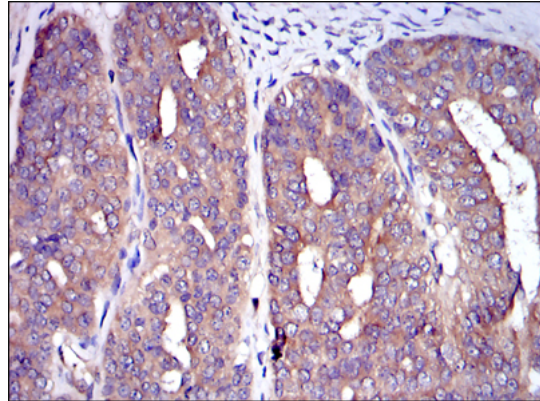
Catalog Number: 168353



Flow cytometric analysis of MCF-7 cells using C-CBL mouse mAb (blue) and negative control (red).



Immunofluorescence analysis of Hela cells using C-CBL mouse mAb (green). Blue



Immunohistochemical analysis of paraffin-embedded ovarian cancer tissues using C-CBL mouse mAb with DAB staining.