

Anti-Wnt1 (6G6) Mouse antibody



Catalog Number: 168312

Product name

Anti-Wnt1 (6G6) Mouse antibody

Specificity

Human, Mouse

Antibody description

Wnt1 (6G6) Mouse monoclonal antibody

Preparation

Antigen: Purified recombinant fragment of WNT1 expressed in E. Coli.

Formulation

Ascitic fluid containing 0.03% sodium azide.

Storage

Store at 4°C short term. Store at -20°C long term. Avoid freeze / thaw cycle.

Clonality

Monoclonal

Ig Type

Mouse IgG1

Applications

WB, IHC-P, ICC/IF, FC

Dilutions

WB: 1/500 - 1/2000

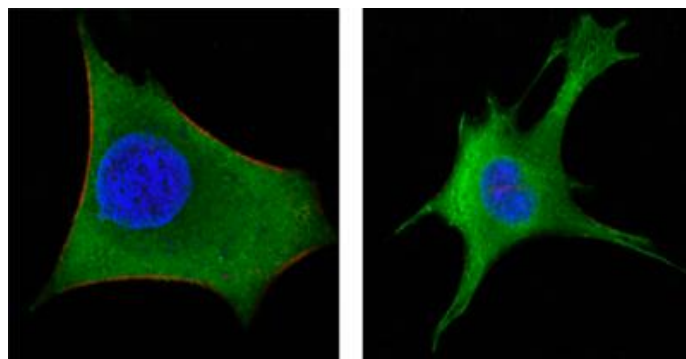
IHC: 1/200 - 1/1000

ICC: 1/200 - 1/1000

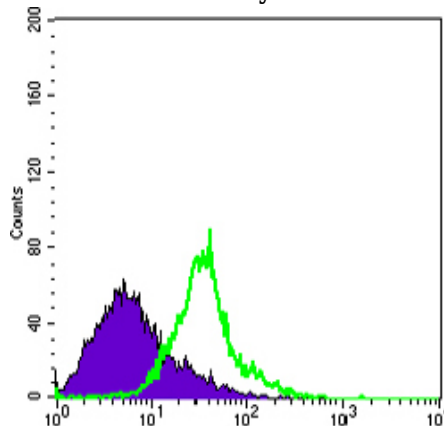
FC: 1/200 - 1/400

ELISA: 1/10000

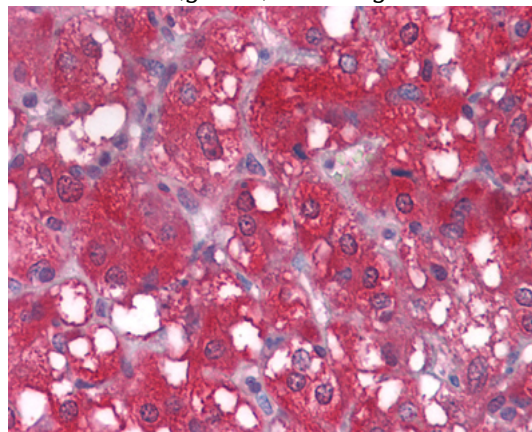
Validations



Confocal immunofluorescence analysis of HeLa (left) and 3T3-L1 (right) cells using WNT1 mouse mAb (green). Red: Actin filaments have been labeled with DY-554 phalloidin. Blue: DRAQ5 fluorescent DNA dye.



Flow cytometric analysis of HeLa cells using WNT1 mouse mAb (green) and negative control (purple).



Immunohistochemical analysis of paraffin-embedded human LAdrenal tissues using WNT1

Anti-Wnt1 (6G6) Mouse antibody



Catalog Number: 168312

Western blot detection of Wnt1 in Raji, SKOV3, C6 and HeLa cell lysates using Wnt1 mouse mAb (1:1000 diluted). Predicted band size: 41KDa. Observed band size: 41KDa.

