

Anti-Nucleophosmin (7H10) Mouse antibody



Catalog Number: 168298

Product name

Anti-Nucleophosmin (7H10) Mouse antibody

Specificity

Human, Monkey

Antibody description

Nucleophosmin (7H10) Mouse monoclonal antibody

Preparation

Antigen: Purified recombinant fragment of human NPM (2-265) expressed in E. Coli.

Formulation

Ascitic fluid containing 0.03% sodium azide.

Storage

Store at 4°C short term. Store at -20°C long term. Avoid freeze / thaw cycle.

Clonality

Monoclonal

Ig Type

Mouse IgG1

Applications

WB, IHC-P, ICC/IF, IP

Dilutions

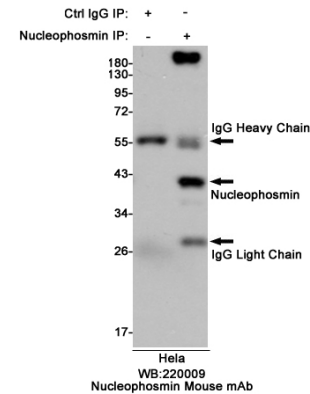
WB: 1/500 - 1/2000

IHC: 1/200 - 1/1000

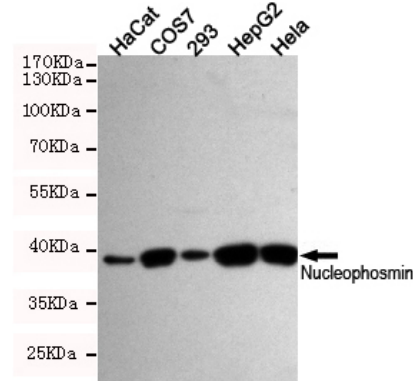
ICC: 1/200 - 1/1000

ELISA: 1/10000

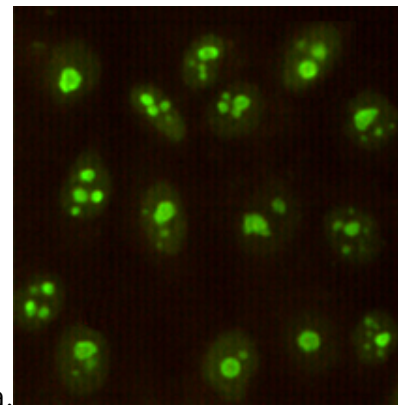
Validations



Immunoprecipitation analysis of HeLa cell lysates using Nucleophosmin mouse mAb.



Western blot detection of Nucleophosmin in HaCat, COS7, 293, HepG2 and HeLa cell lysates using NPM1 mouse mAb (dilution 1:500). Predicted band size: 33 Kda. Observed band size: 38KDa.



Immunocytochemistry of HeLa cells using Nucleophosmin mouse mAb (dilution 1:100).