

# Anti-Cytokeratin 7 (4G9) Mouse antibody



Catalog Number: 168286

## Product name

Anti-Cytokeratin 7 (4G9) Mouse antibody

## Specificity

Human

## Antibody description

Cytokeratin 7 (4G9) Mouse monoclonal antibody

## Preparation

Antigen: Purified recombinant human Keratin 7 protein fragments expressed in E.coli.

## Formulation

Purified mouse monoclonal in buffer containing 0.1M Tris-Glycine (pH 7.4 150 mM NaCl) with 0.02% sodium azide 50% glycerol

## Storage

Store at 4°C short term. Store at -20°C long term. Avoid freeze / thaw cycle.

## Clonality

Monoclonal

## Ig Type

IgG2b

## Applications

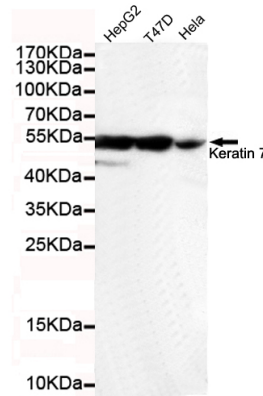
WB, ICC/IF

## Dilutions

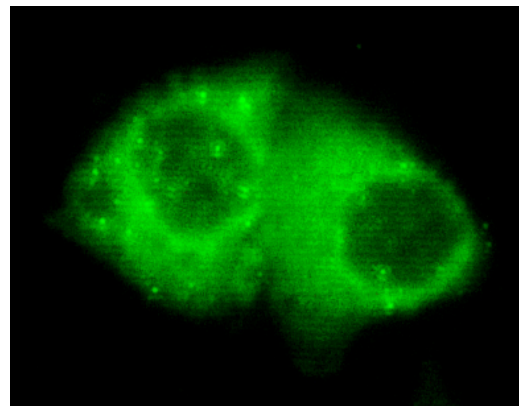
WB: 1/1000

;ICC: 1/150;Other 1/500

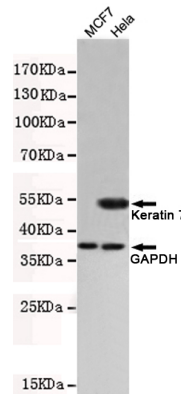
## Validations



Western blot detection of Keratin 7(C-terminus) in T47D, HeLa and HepG2 cell lysates using Keratin 7(C-terminus) mouse mAb (1:1000 diluted). Predicted band size: 55KDa, Observed band size: 55KDa.



Immunocytochemistry of HeLa cells using anti-Keratin 7(C-terminus) mouse mAb diluted 1:150.



Western blot detection of Keratin 7(C-terminus) in HeLa cell lysates which is positive expression and MCF7 cell lysates which is negative expression using Keratin 7(C-terminus) mouse mAb (1:500 diluted). Predicted band size: 55KDa, Observed band size: 55KDa.