

# Anti-EGFR (3A9) Mouse antibody



Catalog Number: 168184

## Product name

Anti-EGFR (3A9) Mouse antibody

IHC-p: 50-200

IF: 1/100-200

## Specificity

Human

## Antibody description

EGFR (3A9) Mouse monoclonal antibody

## Preparation

Antigen: Synthetic Peptide of EGFR

## Formulation

PBS, pH 7.4, containing 0.02% sodium azide as Preservative and 50% Glycerol.

## Storage

Store at 4°C short term. Store at -20°C long term. Avoid freeze / thaw cycle.

## Clonality

Monoclonal

## Ig Type

Mouse IgG1

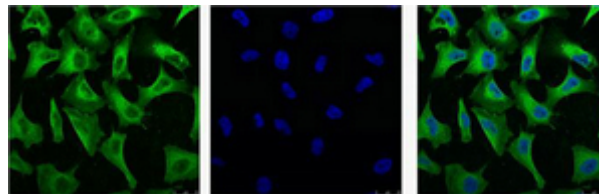
## Applications

WB, IHC-P, ICC/IF


## Dilutions

WB: 1/1000

## Validations

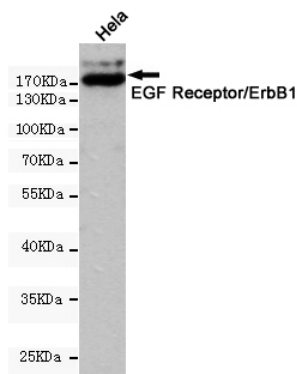


IF analysis of HeLa with antibody (Left) and DAPI



(Right) diluted at 1:100.

Western blot analysis of HeLa, diluted at 1:1000.



Western blot detection of EGF Receptor/ErbB1 in HeLa cell lysates using EGF Receptor/ErbB1 (3A9) Mouse mAb(1:1000 diluted). Predicted band size:170KDa. Observed band size:175KDa.