

# Anti-p44/42 MAPK (ERK1/2) (9A4) Mouse antibody



Catalog Number: 168160

## Product name

Anti-p44/42 MAPK (ERK1/2) (9A4) Mouse antibody

## Specificity

Human, Rat, Mouse

## Antibody description

p44/42 MAPK (ERK1/2) (9A4) Mouse monoclonal antibody

## Preparation

Antigen: Synthetic peptide conjugated to KLH.

## Formulation

PBS(pH 7.4) containing with 0.02% sodium azide and 50% glycerol.

## Storage

Store at 4°C short term. Store at -20°C long term. Avoid freeze / thaw cycle.

## Clonality

Monoclonal

## Ig Type

IgG1

## Applications


WB, IHC-P

## Dilutions

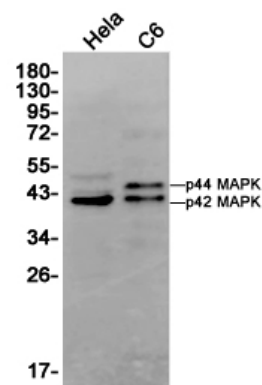
WB: 1/1,000-2,000

IHC: 1/100-200

## Validations

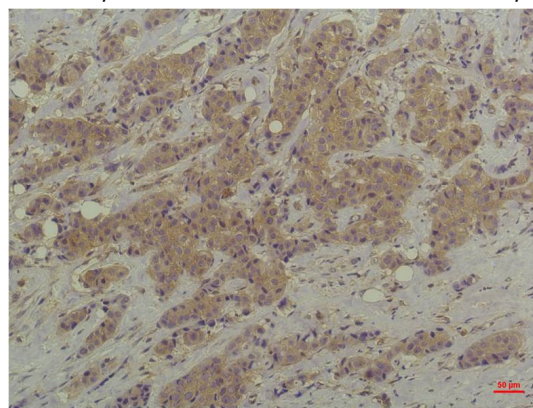


Western blot analysis of 1)Mouse Brain Tissue, 2) Rat Brain Tissue with P44/42 MAPK(ERK1/2)



Mouse mAb diluted at 1:2,000.

Western blot detection of p44/42 MAPK in HeLa, C6 cell lysates using p44/42 MAPK (ERK1/2) (9A4) Mouse mAb(1:1000 diluted). Predicted band size: 44/42KDa. Observed band size: 44/42KDa.



Immunohistochemical analysis of paraffin-embedded Human Breast Carcinoma using P44/42 MAPK (ERK1/2) Mouse mAb diluted at 1:200.