

Anti-PI3 Kinase p85 alpha (3H5) Mouse antibody



Catalog Number: 168156

Product name

Anti-PI3 Kinase p85 alpha (3H5) Mouse antibody

Specificity

Rat, Mouse

Antibody description

PI3 Kinase p85 alpha (3H5) Mouse monoclonal antibody

Preparation

Antigen: Purified recombinant protein expressed in E.coli.

Formulation

PBS(pH 7.4) containing with 0.02% sodium azide and 50% glycerol.

Storage

Store at 4°C short term. Store at -20°C long term. Avoid freeze / thaw cycle.

Clonality

Monoclonal

Ig Type

Mouse IgG1

Applications

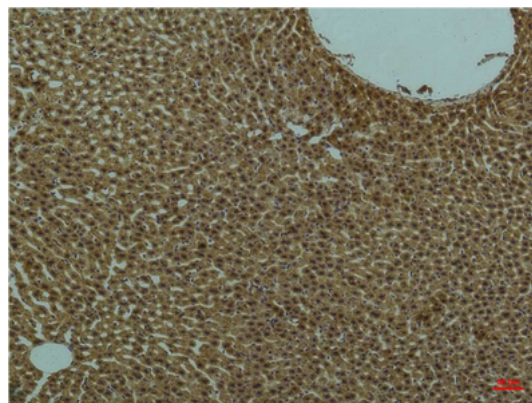
WB, IHC-P

Dilutions

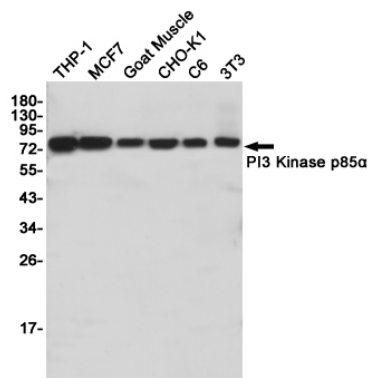
WB: 1/1;000-2;000

IHC: 1/100-200

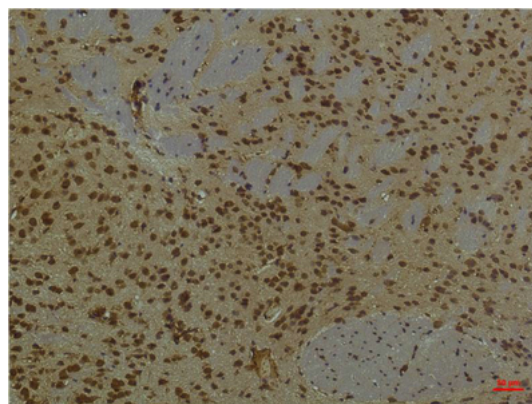
Validations



Immunohistochemical analysis of paraffin-embedded Rat Liver Tissue using PI3 Kinase P85 α Mouse mAb diluted at 1:200.



Western blot detection of PI3 Kinase p85 α in THP-1, MCF7, Goat Muscle, CHO-K1, C6, 3T3 cell lysates using PI3 Kinase p85 α (3H5) Mouse mAb(1:1000 diluted). Predicted band size: 85KDa. Observed band size: 85KDa.

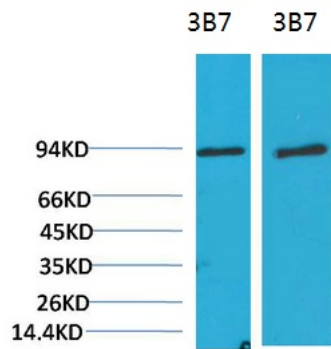


Immunohistochemical analysis of paraffin-embedded Mouse Brain Tissue using PI3 Kinase P85 α Mouse mAb diluted at 1:200.

Anti-PI3 Kinase p85 alpha (3H5) Mouse antibody



Catalog Number: 168156



Western blot analysis of 1)3T3, 2) Rat LiverTissue with PI3 Kinase P85 α Mouse mAb diluted at 1:2,000.