

Anti-GRP78 BiP (C-term) (9E4) Mouse antibody



Catalog Number: 168132

Product name

Anti-GRP78 BiP (C-term) (9E4) Mouse antibody

Specificity

Human, Rat

Antibody description

GRP78 BiP (C-term) (9E4) Mouse monoclonal antibody

Preparation

Antigen: Purified recombinant human BiP/GRP78 (C-terminus) protein fragments expressed in E.coli.

Formulation

Purified mouse monoclonal antibody in PBS(pH 7.4) containing with 0.02% sodium azide and 50% glycerol.

Storage

Store at 4°C short term. Store at -20°C long term. Avoid freeze / thaw cycle.

Clonality

Monoclonal

Ig Type

IgG1

Applications

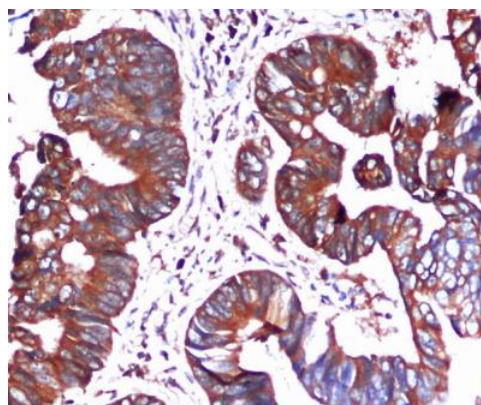
WB, ICC/IF, IHC-P

Dilutions

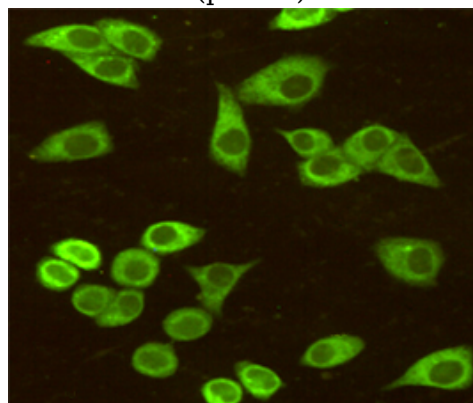
WB: 1/1000

;ICC: 1/50

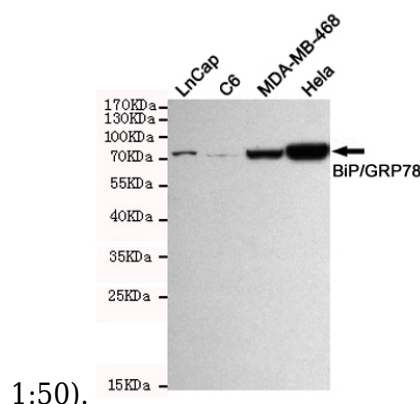
Validations



Immunohistochemical analysis of paraffin-embedded Colorectal cancer using BiP/GRP78 (C-terminus) Mouse mAb (1/100 dilution).Antigen retrieval was performed by pressure cooking in citrate buffer (pH 6.0).



Immunocytochemistry staining of HeLa cells fixed with 4% Paraformaldehyde and using anti-BiP/GRP78 (C-terminus) mouse mAb (dilution



Western blot detection of BiP/GRP78 (C-terminus) in HeLa,C6,Lncap and MDA-MB-468 cell lysates using BiP/GRP78 (C-terminus) mouse mAb (1:1000 diluted).Predicted band size:72KDa.Observed band size:78KDa.