

Anti-SMAD5 (4B10) Mouse antibody



Catalog Number: 168117

Product name

Anti-SMAD5 (4B10) Mouse antibody

Specificity

Human

Antibody description

SMAD5 (4B10) Mouse monoclonal antibody

Preparation

Antigen: Purified recombinant human SMAD5 (C-terminus) protein fragments expressed in E.coli.

Formulation

Purified mouse monoclonal in buffer containing 0.1M Tris-Glycine (pH 7.4 150 mM NaCl) with 0.02% sodium azide 50% glycerol

Storage

Store at 4°C short term. Store at -20°C long term. Avoid freeze / thaw cycle.

Clonality

Monoclonal

Ig Type

Mouse IgG1

Applications

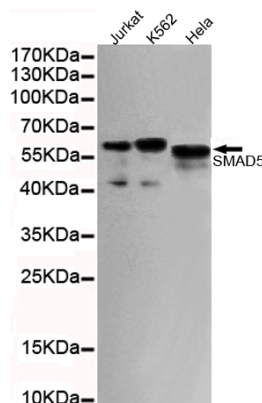
WB, ICC/IF, FC

Dilutions

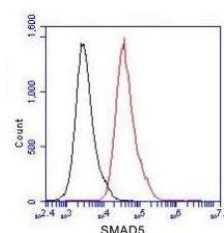
WB: 1/1000

1/75;FC: 1/100

Validations

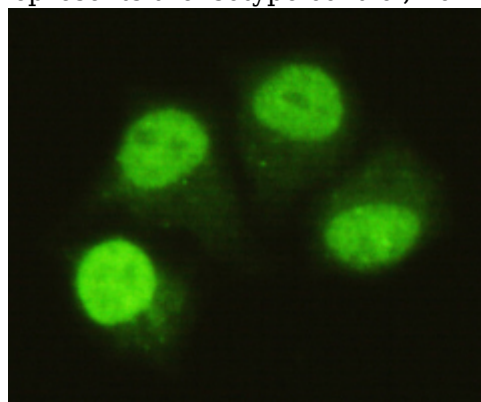


Western blot detection of SMAD5 (C-terminus) in HeLa, Jurkat and K562 cell lysates using SMAD5 (C-terminus) mouse mAb (1:1000 diluted). Predicted band size: 52KDa. Observed



band size: 60KDa.

Flow Cytometry analysis of Jurkat cells stained with SMAD5 (red, 1/100 dilution), followed by FITC-conjugated goat anti-mouse IgG. Black line histogram represents the isotype control, normal



mouse IgG.

Immunocytochemistry of HeLa cells using anti-SMAD5 (C-terminus) mouse mAb diluted 1:75.