

Anti-EGFR (6H11) Mouse antibody

Catalog Number: 168115

Product name

Anti-EGFR (6H11) Mouse antibody

Specificity

Human, Monkey

Antibody description

EGFR (6H11) Mouse monoclonal antibody

Preparation

Antigen: Purified recombinant human EGFR protein fragments expressed in E.coli.

Formulation

Purified mouse monoclonal antibody in PBS(pH 7.4) containing with 0.02% sodium azide 0.1%BSA and 50% glycerol.

Storage

Store at 4°C short term. Store at -20°C long term. Avoid freeze / thaw cycle.

Clonality

Monoclonal

Ig Type

Mouse IgG1

Applications

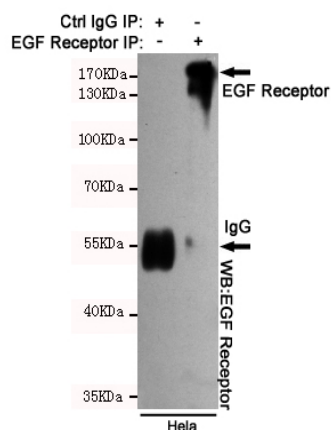
WB, ICC/IF, IP

Dilutions

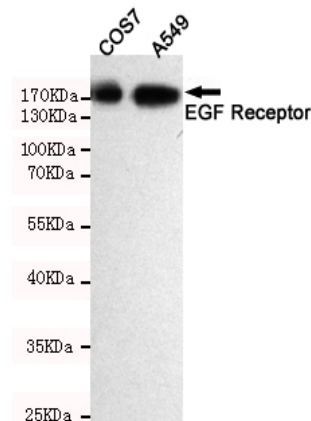
WB: 1/2000

;ICC: 1/200

Validations

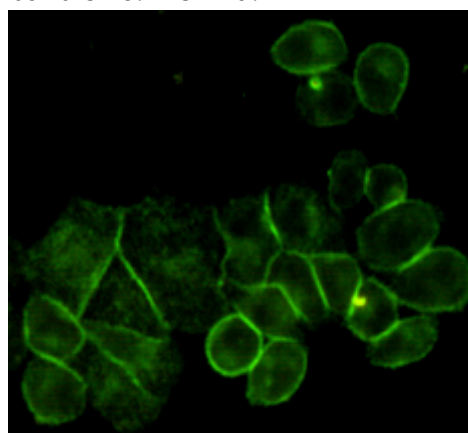


Immunoprecipitation analysis of HeLa cell lysates



using EGFR mouse mAb.

Western blot detection of EGFR in A549 and COS7 cell lysates using EGFR mouse mAb(dilution 1:2000).Predicted band size:134 Kda.Observed band size:175KDa.

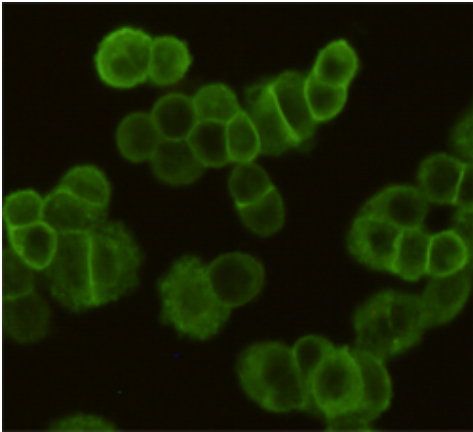


Immunocytochemistry staining of HeLa cells using EGFR mouse mAb (dilution 1:200).

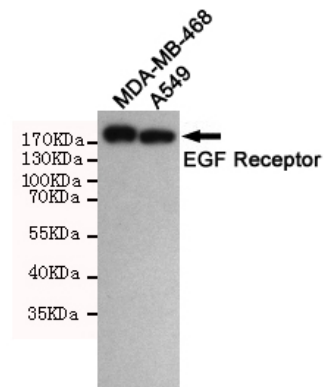
Anti-EGFR (6H11) Mouse antibody



Catalog Number: 168115



Immunocytochemistry staining of MDA-MB-468 cells fixed with 4% Paraformaldehyde and using EGFR mouse mAb (dilution 1:200).



Western blot detection of EGFR in A549 and MDA-MB-468 cell lysates using EGFR mouse mAb(dilution 1:1000).Predicted band size:134 Kda.Observed band size:175KDa.