

Anti-TNK1/NAK Rabbit antibody



Catalog Number: 167461

Product name

Anti-TNK1/NAK Rabbit antibody

Specificity

Human, Mouse, Rat

Antibody description

TNK1/NAK Rabbit polyclonal antibody

Preparation

Antigen: A synthesized peptide derived from human NAK/TBK1 (N-term)

Formulation

Rabbit IgG in phosphate buffered saline , pH 7.4, 150mM NaCl, 0.02% sodium azide and 50% glycerol.

Storage

Store at 4°C short term. Store at -20°C long term. Avoid freeze / thaw cycle.

Clonality

Polyclonal

Ig Type

Rabbit IgG

Applications

WB, IHC-P, ICC/IF

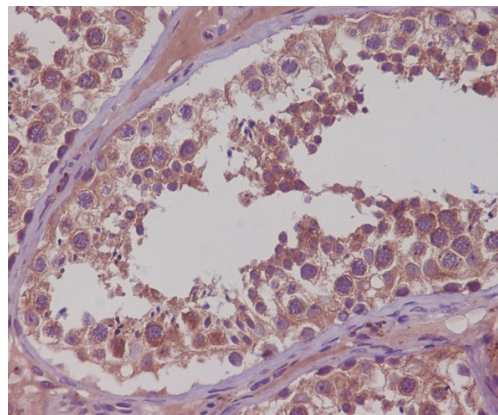
Dilutions

WB: 1/500-1/2000

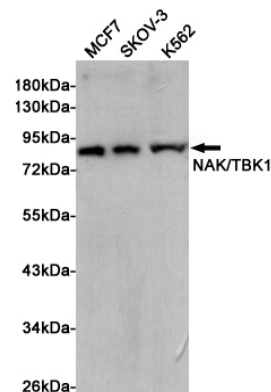
IHC: 1/50-1/200

ICC/IF: 1/50-1/200

Validations

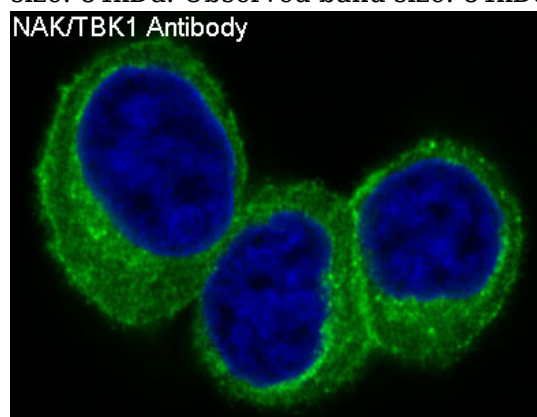


Immunohistochemical analysis of paraffin-embedded human testis, using NAK/TBK1 (N-



term) Antibody.

Western blot analysis of extracts from MCF7, SKOV-3 and K562 cells using NAK/TBK1 (N-term) Rabbit pAb at 1:1000 dilution. Predicted band size: 84kDa. Observed band size: 84kDa.



Immunofluorescent analysis of MCF7 cells, using NAK/TBK1 (N-term) Antibody.