

# Anti-Heme Oxygenase 1 Rabbit antibody



Catalog Number: 167393

## Product name

Anti-Heme Oxygenase 1 Rabbit antibody

## Specificity

Human, Mouse, Rat

## Antibody description

Heme Oxygenase 1 Rabbit polyclonal antibody

## Preparation

Antigen: Recombinant protein of mouse Heme Oxygenase 1

## Formulation

Supplied in 50nM Tris-Glycine(pH 7.4), 0.15M NaCl, 40%Glycerol, 0.01% sodium azide and 0.05% BSA.

## Storage

Store at -20°C. Stable for 12 months from date of receipt.

## Clonality

Polyclonal

## Ig Type

Rabbit IgG

## Applications

WB, IHC-P, ICC/IF, FC, IP

## Dilutions

WB: 1/1000

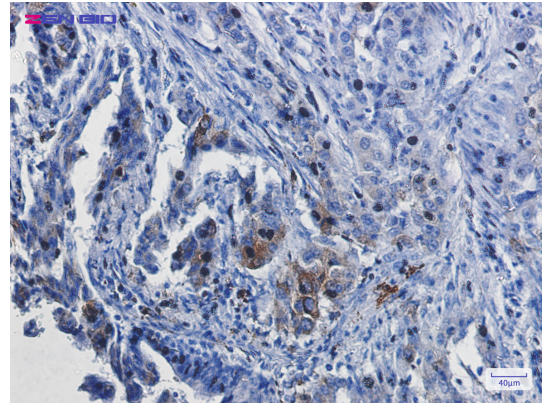
IHC: 1/50

ICC/IF: 1/50

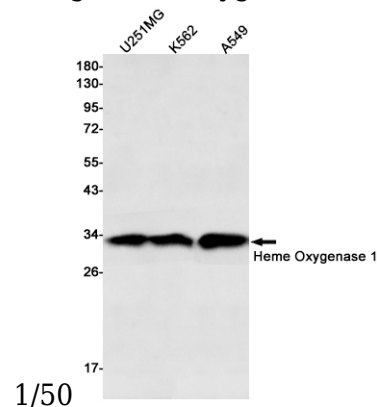
FC: 1/20

IP: 1/20

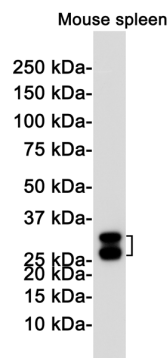
## Validations



Immunohistochemistry of Heme Oxygenase 1 in paraffin-embedded Human lung cancer tissue using Heme Oxygenase 1 Rabbit pAb at dilution



Western blot detection of Heme Oxygenase 1 in U251MG, K562, A549 cell lysates using Heme Oxygenase 1 Rabbit pAb(1:500 diluted). Predicted band size: 33kDa. Observed band size: 33kDa.



Western blot detection of Heme Oxygenase 1 in Mouse spleen lysates using Heme Oxygenase 1

# Anti-Heme Oxygenase 1 Rabbit antibody



Catalog Number: 167393

---

Rabbit pAb(1:1000 diluted).Predicted band

size:33KDa.Observed band size:33KDa.