

# Anti-AKT Rabbit antibody



Catalog Number: 167331

## Product name

Anti-AKT Rabbit antibody

## Specificity

Human, Mouse, Rat

## Antibody description

AKT Rabbit polyclonal antibody

## Preparation

Antigen: A synthesized peptide derived from human AKT1/2/3

## Formulation

Rabbit IgG in phosphate buffered saline , pH 7.4, 150mM NaCl, 0.02% sodium azide and 50% glycerol.

## Storage

Store at 4°C short term. Store at -20°C long term. Avoid freeze / thaw cycle.

## Clonality

Polyclonal

## Ig Type

Rabbit IgG

## Applications

WB, IHC-P, ICC/IF, IP, FC

## Dilutions

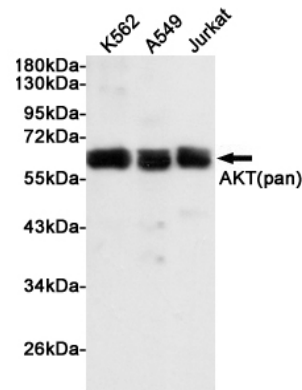
WB: 1/500-1/2000

IHC: 1/50-1/200

ICC/IF: 1/50-1/200

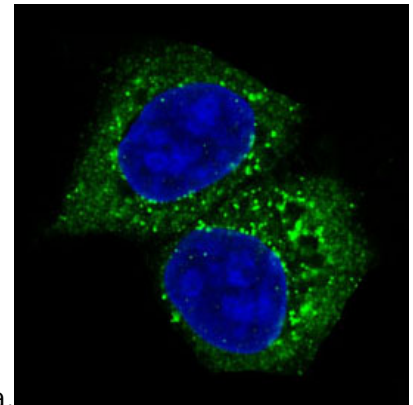
IP: 1/50

## Validations

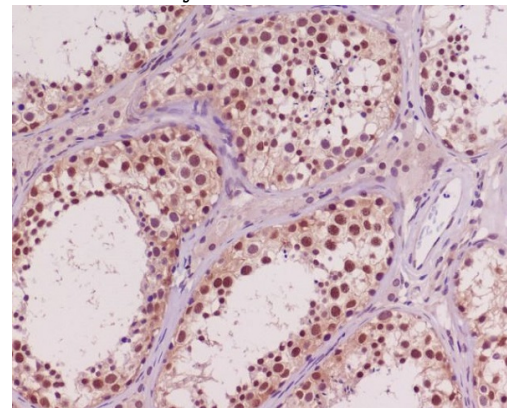


Western blot analysis of extracts from K562, A549 and Jurkat cells using AKT Rabbit pAb at 1:1000 dilution. Predicted band size: 56kDa. Observed

band size: 60kDa.



Immunofluorescent analysis of MCF-7 cells, using AKT Antibody.



Immunohistochemical analysis of paraffin-embedded human testis, using AKT Antibody.