

# Anti-NeuN Rabbit antibody



Catalog Number: 166843

## Product name

Anti-NeuN Rabbit antibody

## Specificity

Human, Mouse, Rat

## Antibody description

NeuN Rabbit polyclonal antibody

## Preparation

Antigen: A synthesized peptide derived from human NeuN

## Formulation

Rabbit IgG in phosphate buffered saline , pH 7.4, 150mM NaCl, 0.02% sodium azide and 50% glycerol.

## Storage

Store at 4°C short term. Store at -20°C long term. Avoid freeze / thaw cycle.

## Clonality

Polyclonal

## Ig Type

Rabbit IgG

## Applications

WB, IHC-P, ICC/IF, FC

## Dilutions

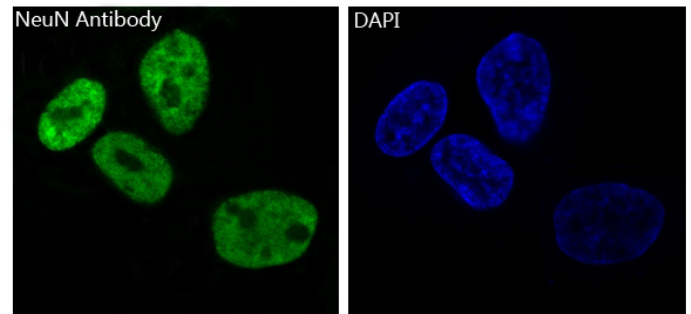
WB: 1/1000-1/2000

IHC: 1/500-1/2000

ICC/IF: 1/50-1/200

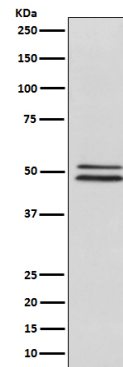
FC: 1/50

## Validations

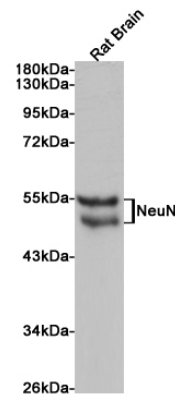


Immunofluorescent analysis of SH-SY5Y cells,

using NeuN Antibody .



Western blot analysis of NeuN expression in



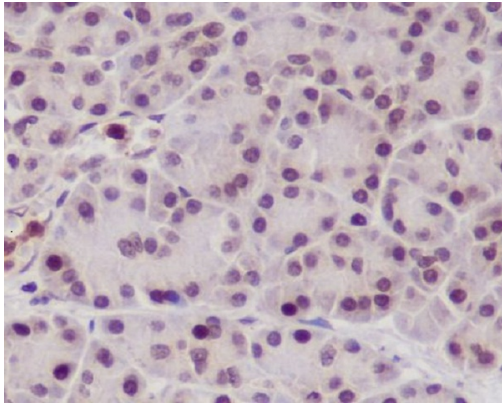
human fetal brain lysate.

Western blot analysis of extracts from rat brain using NeuN Rabbit pAb at 1:1000 dilution. Predicted band size: 46-55kDa. Observed band size: 46-55kDa.

# Anti-NeuN Rabbit antibody

Catalog Number: 166843

---



Immunohistochemical analysis of paraffin-embedded mouse brain, using NeuN Antibody.