

# Anti-JNK Rabbit antibody

Catalog Number: 166696

## Product name

Anti-JNK Rabbit antibody

## Specificity

Human, Mouse, Rat, Cow, Dog, Monkey, Zebrafish

## Antibody description

JNK Rabbit polyclonal antibody

## Preparation

Antigen: A synthesized peptide derived from human JNK1+JNK2+JNK3

## Formulation

Rabbit IgG in phosphate buffered saline , pH 7.4, 150mM NaCl, 0.02% sodium azide and 50% glycerol.

## Storage

Store at 4°C short term. Store at -20°C long term. Avoid freeze / thaw cycle.

## Clonality

Polyclonal

## Ig Type

Rabbit IgG

## Applications

WB, ICC/IF, IP

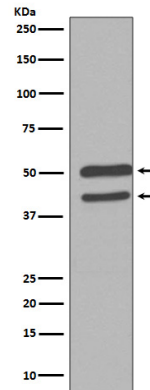
## Dilutions

WB: 1/1000-1/2000

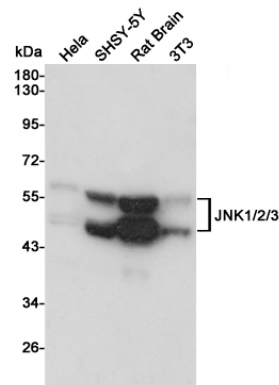
ICC/IF: 1/50-1/200

IP: 1/50

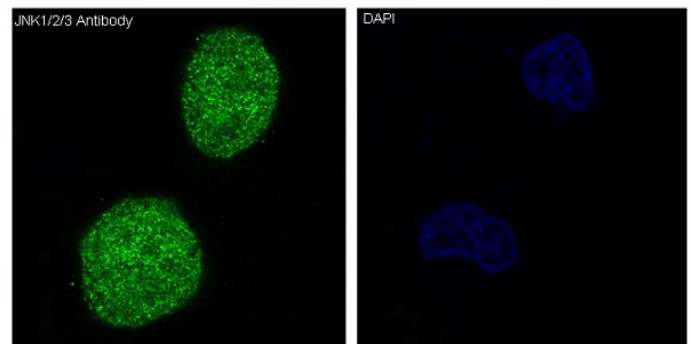
## Validations



Western blot analysis of JNK1/2/3 Antibody expression in HeLa cell lysate.



Western blot analysis of JNK1/2/3 expression in HeLa, SHSY-5Y, Rat Brain and 3T3 cell lysates using JNK1/2/3 antibody at 1/1000 dilution. Predicted band size: 48 kDa. Observed band size: 46, 54 kDa.



Immunofluorescent analysis of HeLa cells, using JNK1/2/3 Antibody.