

Anti-VDAC1 Rabbit antibody



Catalog Number: 166680

Product name

Anti-VDAC1 Rabbit antibody

Specificity

Human, Mouse, Rat

Antibody description

VDAC1 Rabbit polyclonal antibody

Preparation

Antigen: A synthesized peptide derived from human VDAC1

Formulation

Rabbit IgG in phosphate buffered saline , pH 7.4, 150mM NaCl, 0.02% sodium azide and 50% glycerol.

Storage

Store at 4°C short term. Store at -20°C long term. Avoid freeze / thaw cycle.

Clonality

Polyclonal

Ig Type

Rabbit IgG

Applications

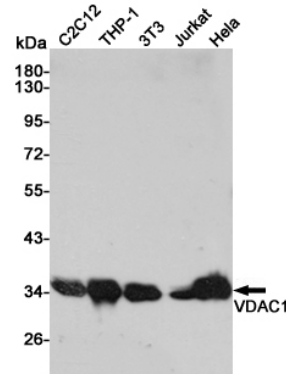
WB, IHC-P

Dilutions

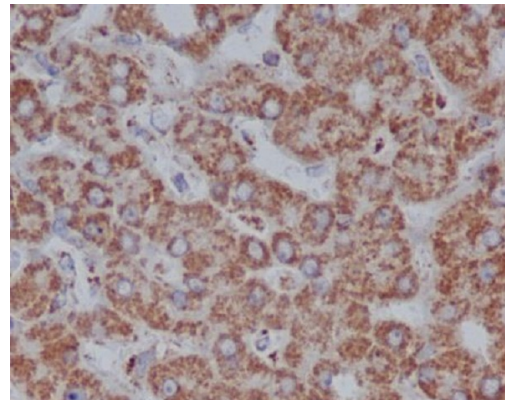
WB: 1/500-1/2000

IHC: 1/50-1/200

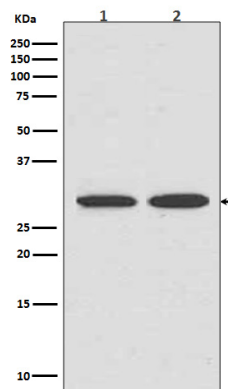
Validations



Western blot analysis of VDAC1 expression in C2C12, THP-1, 3T3, Jurkat and HeLa cell lysates using VDAC1 antibody at 1/1000 dilution. Predicted band size: 31 kDa. Observed band size: 31 kDa.



Immunohistochemical analysis of paraffin-embedded human liver, using VDAC1 Antibody.



Western blot analysis of Calreticulin expression in (1) HepG2 cell lysate; (2) Jurkat cell lysate.