

POMGNT1 Polyclonal Antibody



Catalog Number: 166212

Product name

POMGNT1 Polyclonal Antibody

Specificity

Human, Mouse, Rat

Antibody description

Polyclonal antibody to POMGNT1

Preparation

Antigen: Recombinant fusion protein containing a sequence corresponding to amino acids 411-660 of human POMGNT1 (NP_060209.3).

Formulation

PBS with 0.02% sodium azide, 50% glycerol, pH7.3.

Storage

Store at -20°C. Avoid freeze / thaw cycles.

Clonality

Polyclonal

Ig Type

Rabbit IgG

Applications


WB, IHC

Dilutions

WB 1:500 - 1:2000

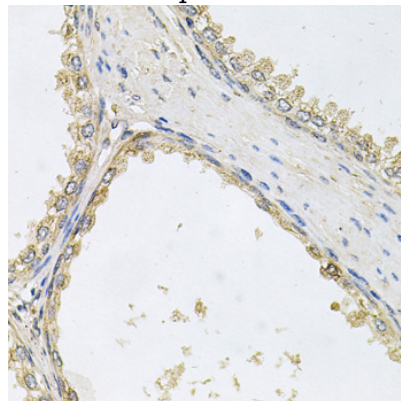
IHC 1:50 - 1:100

Validations



Western blot - POMGNT1 Polyclonal Antibody

Western blot analysis of extracts of various cell lines, using POMGNT1 antibody at 1:1000 dilution. Secondary antibody: HRP Goat Anti-Rabbit IgG (H+L) at 1:10000 dilution. Lysates/proteins: 25ug per lane. Blocking buffer: 3% nonfat dry milk in TBST. Detection: ECL Basic Kit. Exposure time: 60s.



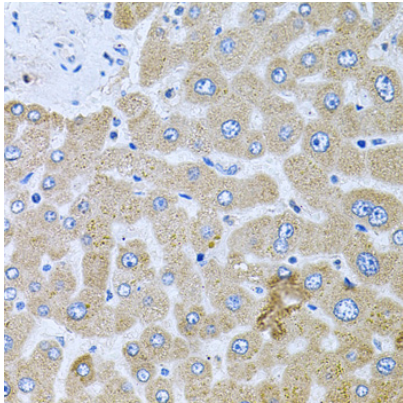
Immunohistochemistry - POMGNT1 Polyclonal Antibody

Immunohistochemistry of paraffin-embedded human prostate using POMGNT1 antibody at dilution of 1:100 (40x lens).

POMGNT1 Polyclonal Antibody



Catalog Number: 166212



Immunohistochemistry - POMGNT1 Polyclonal Antibody

Immunohistochemistry of paraffin-embedded human liver injury using POMGNT1 antibody at dilution of 1:100 (40x lens).