

# RPIA Polyclonal Antibody



Catalog Number: 166028

## Product name

RPIA Polyclonal Antibody

## Specificity

Human, Mouse, Rat

## Antibody description

Polyclonal antibody to RPIA

## Preparation

Antigen: Recombinant fusion protein containing a sequence corresponding to amino acids 82-311 of human RPIA (NP\_653164.2).

## Formulation

PBS with 0.02% sodium azide, 50% glycerol, pH7.3.

## Storage

Store at -20°C. Avoid freeze / thaw cycles.

## Clonality

Polyclonal

## Ig Type

Rabbit IgG

## Applications

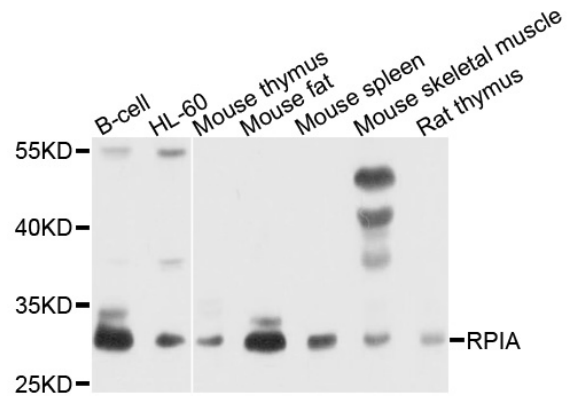
WB, IHC

## Dilutions

WB 1:200 - 1:1000

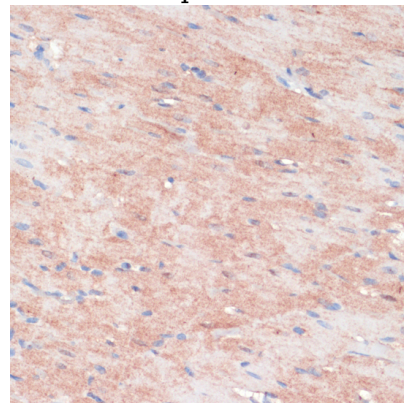
IHC 1:50 - 1:200

## Validations



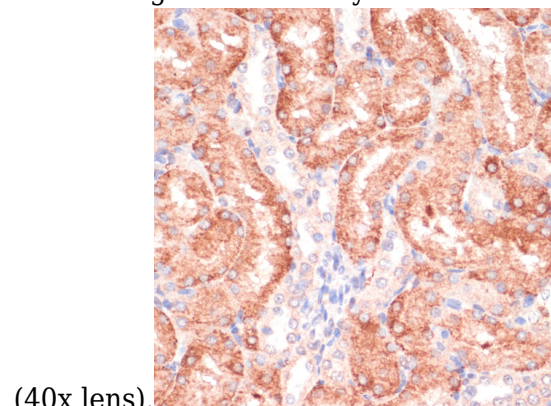
Western blot - RPIA Polyclonal Antibody

Western blot analysis of extracts of various cell lines, using RPIA antibody at 1:1000 dilution. Secondary antibody: HRP Goat Anti-Rabbit IgG (H+L) at 1:10000 dilution. Lysates/proteins: 25ug per lane. Blocking buffer: 3% nonfat dry milk in TBST. Detection: ECL Basic Kit. Exposure time: 30s.



Immunohistochemistry - RPIA Polyclonal Antibody

Immunohistochemistry of paraffin-embedded rat heart using RPIA antibody at dilution of 1:100



(40x lens).

# RPIA Polyclonal Antibody



Catalog Number: 166028

---

Immunohistochemistry - RPIA Polyclonal Antibody kidney using RPIA antibody at dilution of 1:100  
(40x lens).  
Immunohistochemistry of paraffin-embedded rat