

MSH4 Polyclonal Antibody

Catalog Number: 165952

Product name

MSH4 Polyclonal Antibody

Specificity

Human, Mouse, Rat

Antibody description

Polyclonal antibody to MSH4

Preparation

Antigen: Recombinant fusion protein containing a sequence corresponding to amino acids 697-936 of human MSH4 (NP_002431.2).

Formulation

PBS with 0.02% sodium azide, 50% glycerol, pH7.3.

Storage

Store at -20°C. Avoid freeze / thaw cycles.

Clonality

Polyclonal

Ig Type

Rabbit IgG

Applications

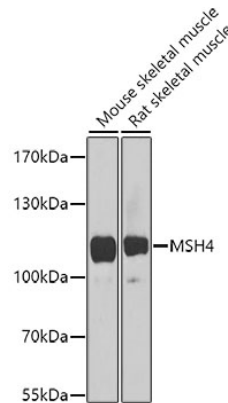
WB, IF

Dilutions

WB 1:500 - 1:2000

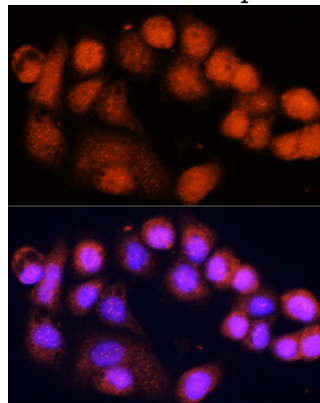
IF 1:50 - 1:200

Validations



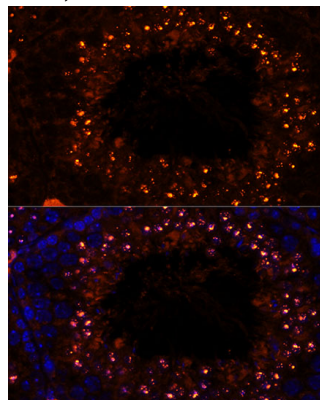
Western blot - MSH4 Polyclonal Antibody

Western blot analysis of extracts of various cell lines, using MSH4 antibody at 1:1000 dilution. Secondary antibody: HRP Goat Anti-Rabbit IgG (H+L) at 1:10000 dilution. Lysates/proteins: 25ug per lane. Blocking buffer: 3% nonfat dry milk in TBST. Detection: ECL Enhanced Kit. Exposure time: 90s.



Immunofluorescence - MSH4 Polyclonal Antibody

Immunofluorescence analysis of OVCAR-3 cells using MSH4 antibody at dilution of 1:100 (40x lens). Blue: DAPI for nuclear staining.



MSH4 Polyclonal Antibody



Catalog Number: 165952

Immunofluorescence - MSH4 Polyclonal Antibody

using MSH4 antibody at dilution of 1:100 (40x lens). Blue: DAPI for nuclear staining.

Immunofluorescence analysis of mouse testis