

PIK3C2A Polyclonal Antibody



Catalog Number: 165939

Product name

PIK3C2A Polyclonal Antibody

Specificity

Human, Mouse, Rat

Antibody description

Polyclonal antibody to PIK3C2A

Preparation

Antigen: Recombinant fusion protein containing a sequence corresponding to amino acids 1-200 of human PIK3C2A (NP_002636.2).

Formulation

PBS with 0.02% sodium azide, 50% glycerol, pH7.3.

Storage

Store at -20°C. Avoid freeze / thaw cycles.

Clonality

Polyclonal

Ig Type

Rabbit IgG

Applications

WB, IHC, IF, IP

Dilutions

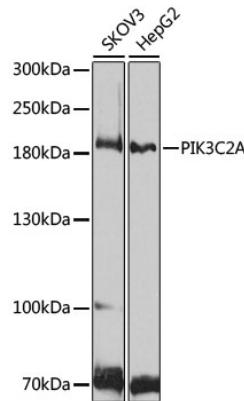
WB 1:500 - 1:2000

IHC 1:50 - 1:100

IF 1:50 - 1:100

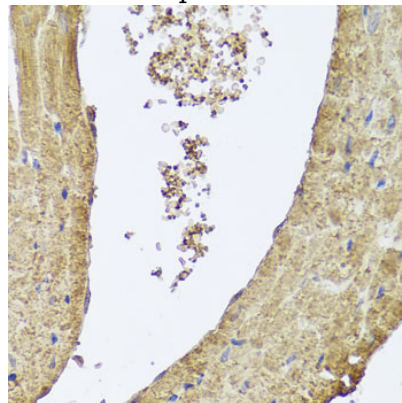
IP 1:50 - 1:100

Validations



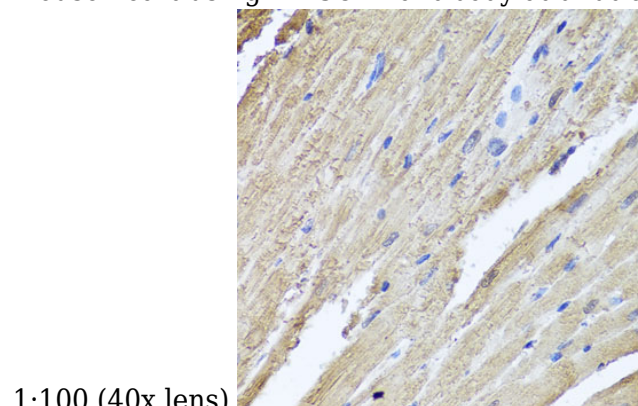
Western blot - PIK3C2A Polyclonal Antibody

Western blot analysis of extracts of various cell lines, using PIK3C2A antibody at 1:1000 dilution. Secondary antibody: HRP Goat Anti-Rabbit IgG (H+L) at 1:10000 dilution. Lysates/proteins: 25ug per lane. Blocking buffer: 3% nonfat dry milk in TBST. Detection: ECL Basic Kit. Exposure time: 90s.



Immunohistochemistry - PIK3C2A Polyclonal Antibody

Immunohistochemistry of paraffin-embedded mouse heart using PIK3C2A antibody at dilution of



1:100 (40x lens).

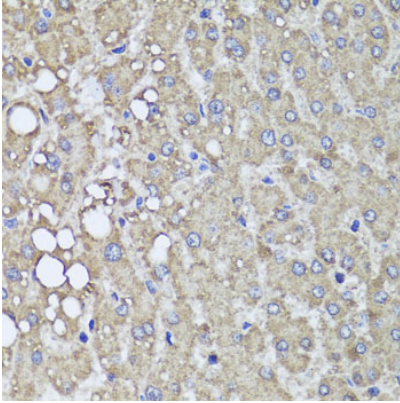
PIK3C2A Polyclonal Antibody



Catalog Number: 165939

Immunohistochemistry - PIK3C2A Polyclonal Antibody

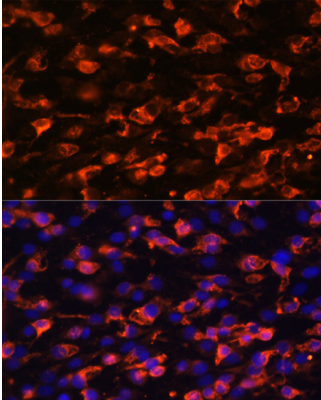
Immunohistochemistry of paraffin-embedded rat heart using PIK3C2A antibody at dilution of 1:100



(40x lens).

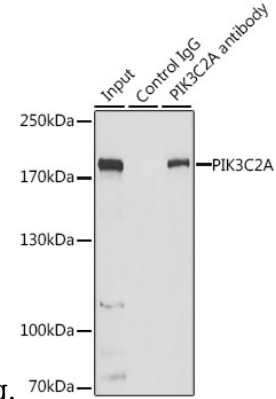
Immunohistochemistry - PIK3C2A Polyclonal Antibody

Immunohistochemistry of paraffin-embedded human liver injury using PIK3C2A antibody at dilution of 1:100 (40x lens).



Immunofluorescence - PIK3C2A Polyclonal Antibody

Immunofluorescence analysis of C6 cells using PIK3C2A antibody at dilution of 1:100. Blue: DAPI



for nuclear staining.

Immunoprecipitation - PIK3C2A Polyclonal Antibody

Immunoprecipitation analysis of 200ug extracts of HeLa cells, using 3 ug PIK3C2A antibody . Western blot was performed from the immunoprecipitate using PIK3C2A antibody at a dilution of 1:1000.