

RIPK4 Polyclonal Antibody



Catalog Number: 165917

Product name

RIPK4 Polyclonal Antibody

Specificity

Human, Mouse

Antibody description

Polyclonal antibody to RIPK4

Preparation

Antigen: Recombinant fusion protein containing a sequence corresponding to amino acids 240-520 of human RIPK4 (NP_065690.2).

Formulation

PBS with 0.02% sodium azide, 50% glycerol, pH7.3.

Storage

Store at -20°C. Avoid freeze / thaw cycles.

Clonality

Polyclonal

Ig Type

Rabbit IgG

Applications

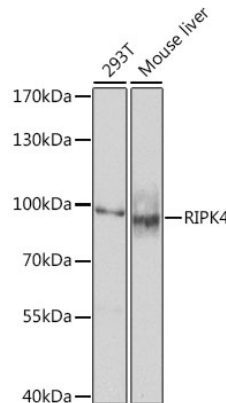
WB, IHC

Dilutions

WB 1:500 - 1:2000

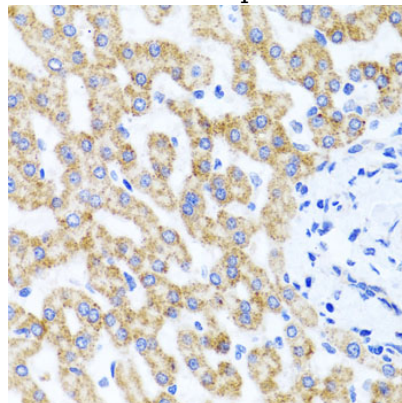
IHC 1:100 - 1:200

Validations



Western blot - RIPK4 Polyclonal Antibody

Western blot analysis of extracts of various cell lines, using RIPK4 antibody at 1:1000 dilution. Secondary antibody: HRP Goat Anti-Rabbit IgG (H+L) at 1:10000 dilution. Lysates/proteins: 25ug per lane. Blocking buffer: 3% nonfat dry milk in TBST. Detection: ECL Enhanced Kit. Exposure time: 30s.



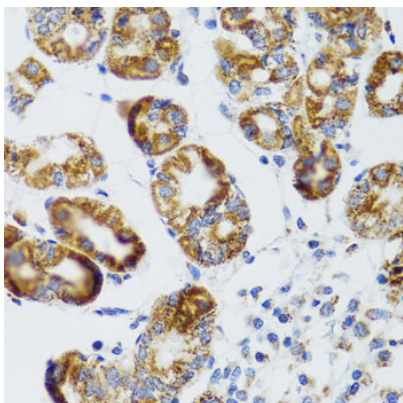
Immunohistochemistry - RIPK4 Polyclonal Antibody

Immunohistochemistry of paraffin-embedded human liver injury using RIPK4 antibody at dilution of 1:100 (40x lens).

RIPK4 Polyclonal Antibody



Catalog Number: 165917



Immunohistochemistry - RIPK4 Polyclonal Antibody

Immunohistochemistry of paraffin-embedded human stomach using RIPK4 antibody at dilution of 1:100 (40x lens).