

ZBTB17 Polyclonal Antibody



Catalog Number: 165888

Product name

ZBTB17 Polyclonal Antibody

Specificity

Human, Mouse, Rat

Antibody description

Polyclonal antibody to ZBTB17

Preparation

Antigen: Recombinant fusion protein containing a sequence corresponding to amino acids 121-360 of human ZBTB17 (NP_003434.2).

Formulation

PBS with 0.02% sodium azide, 50% glycerol, pH7.3.

Storage

Store at -20°C. Avoid freeze / thaw cycles.

Clonality

Polyclonal

Ig Type

Rabbit IgG

Applications

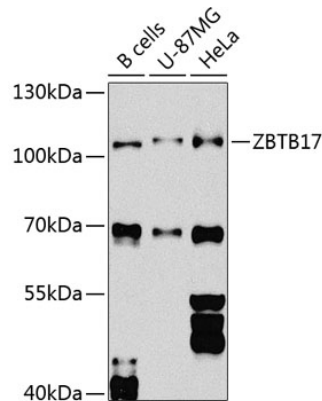
WB, IHC

Dilutions

WB 1:500 - 1:2000

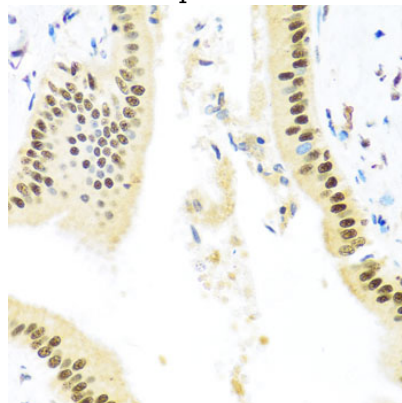
IHC 1:100 - 1:200

Validations



Western blot - ZBTB17 Polyclonal Antibody

Western blot analysis of extracts of various cell lines, using ZBTB17 Antibody at 1:1000 dilution. Secondary antibody: HRP Goat Anti-Rabbit IgG (H+L) at 1:10000 dilution. Lysates/proteins: 25ug per lane. Blocking buffer: 3% nonfat dry milk in TBST. Detection: ECL Basic Kit. Exposure time: 90s.



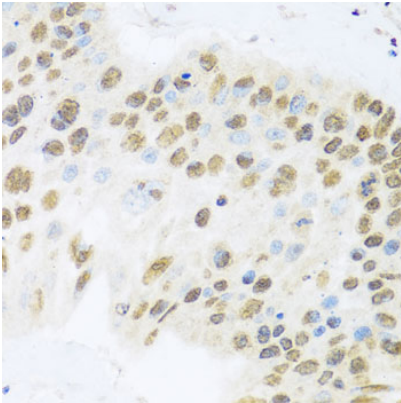
Immunohistochemistry - ZBTB17 Polyclonal Antibody

Immunohistochemistry of paraffin-embedded human liver injury using ZBTB17 antibody at dilution of 1:100 (40x lens).

ZBTB17 Polyclonal Antibody

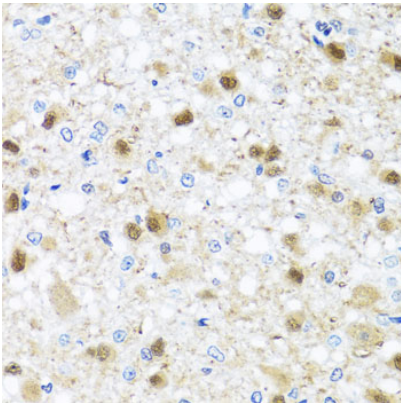


Catalog Number: 165888



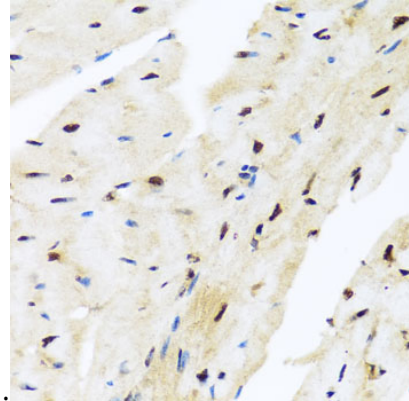
Immunohistochemistry - ZBTB17 Polyclonal Antibody

Immunohistochemistry of paraffin-embedded human lung cancer using ZBTB17 antibody at dilution of 1:100 (40x lens).



Immunohistochemistry - ZBTB17 Polyclonal Antibody

Immunohistochemistry of paraffin-embedded rat brain using ZBTB17 antibody at dilution of 1:100



(40x lens).

Immunohistochemistry - ZBTB17 Polyclonal Antibody

Immunohistochemistry of paraffin-embedded mouse heart using ZBTB17 antibody at dilution of 1:100 (40x lens).