

PER1 Polyclonal Antibody



Catalog Number: 165876

Product name

PER1 Polyclonal Antibody

Specificity

Human, Mouse, Rat

Antibody description

Polyclonal antibody to PER1

Preparation

Antigen: Recombinant fusion protein containing a sequence corresponding to amino acids 1-200 of human PER1 (NP_002607.2).

Formulation

PBS with 0.02% sodium azide, 50% glycerol, pH7.3.

Storage

Store at -20°C. Avoid freeze / thaw cycles.

Clonality

Polyclonal

Ig Type

Rabbit IgG

Applications

WB, IHC, IF

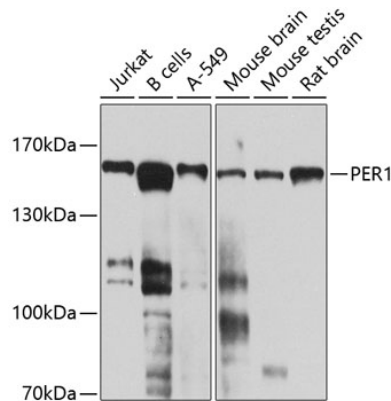
Dilutions

WB 1:500 - 1:2000

IHC 1:50 - 1:100

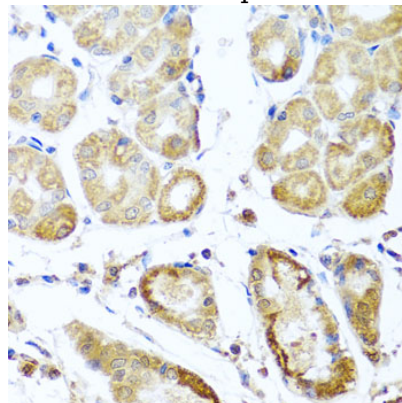
IF 1:50 - 1:200

Validations



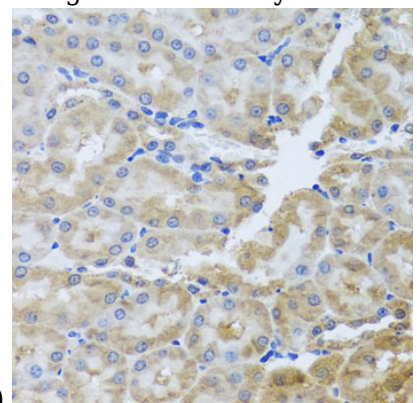
Western blot - PER1 Polyclonal Antibody

Western blot analysis of extracts of various cell lines, using PER1 antibody at 1:1000 dilution. Secondary antibody: HRP Goat Anti-Rabbit IgG (H+L) at 1:10000 dilution. Lysates/proteins: 25ug per lane. Blocking buffer: 3% nonfat dry milk in TBST. Detection: ECL Enhanced Kit. Exposure time: 90s.



Immunohistochemistry - PER1 Polyclonal Antibody

Immunohistochemistry of paraffin-embedded human stomach using PER1 antibody at dilution of



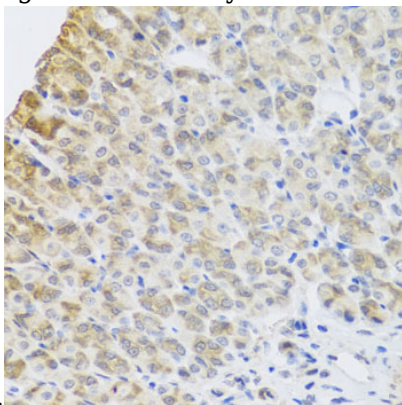
1:100 (40x lens).

PER1 Polyclonal Antibody

Catalog Number: 165876

Immunohistochemistry - PER1 Polyclonal Antibody

Immunohistochemistry of paraffin-embedded rat kidney using PER1 antibody at dilution of 1:100

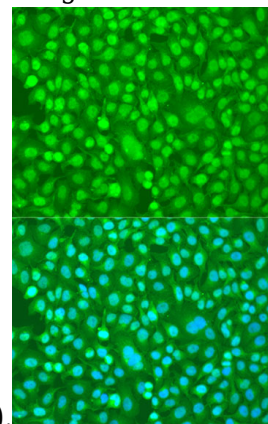


(40x lens).

Immunohistochemistry - PER1 Polyclonal Antibody

Immunohistochemistry of paraffin-embedded

mouse stomach using PER1 antibody at dilution of



1:100 (40x lens).

Immunofluorescence - PER1 Polyclonal Antibody

Immunofluorescence analysis of U2OS cells using PER1 antibody at dilution of 1:100. Blue: DAPI for nuclear staining.