

# HK3 Polyclonal Antibody



Catalog Number: 165865

## Product name

HK3 Polyclonal Antibody

## Specificity

Human, Mouse, Rat

## Antibody description

Polyclonal antibody to HK3

## Preparation

Antigen: Recombinant fusion protein containing a sequence corresponding to amino acids 1-270 of human HK3 (NP\_002106.2).

## Formulation

PBS with 0.02% sodium azide, 50% glycerol, pH7.3.

## Storage

Store at -20°C. Avoid freeze / thaw cycles.

## Clonality

Polyclonal

## Ig Type

Rabbit IgG

## Applications

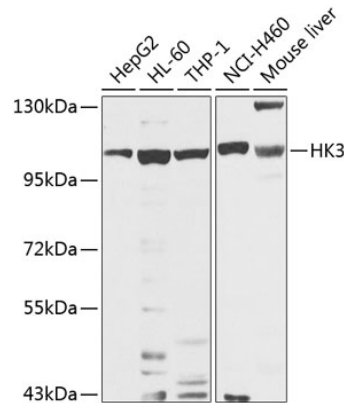
WB, IHC

## Dilutions

WB 1:500 - 1:2000

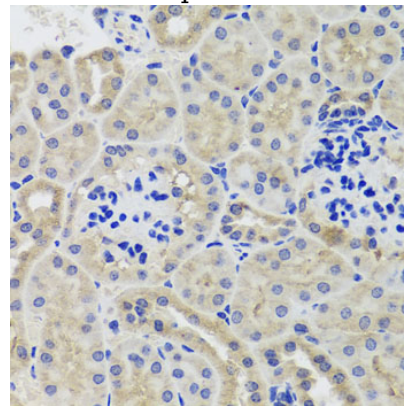
IHC 1:50 - 1:100

## Validations



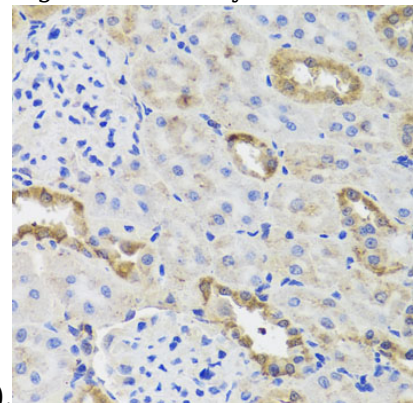
Western blot - HK3 Polyclonal Antibody

Western blot analysis of extracts of various cell lines, using HK3 antibody at 1:1000 dilution. Secondary antibody: HRP Goat Anti-Rabbit IgG (H+L) at 1:10000 dilution. Lysates/proteins: 25ug per lane. Blocking buffer: 3% nonfat dry milk in TBST. Detection: ECL Basic Kit. Exposure time: 10s.



Immunohistochemistry - HK3 Polyclonal Antibody

Immunohistochemistry of paraffin-embedded mouse kidney using HK3 antibody at dilution of



1:100 (40x lens).

# HK3 Polyclonal Antibody



Catalog Number: 165865

---

Immunohistochemistry - HK3 Polyclonal Antibody

kidney using HK3 antibody at dilution of 1:100  
(40x lens).

Immunohistochemistry of paraffin-embedded rat