

# HBA2 Polyclonal Antibody



Catalog Number: 165863

## Product name

HBA2 Polyclonal Antibody

## Specificity

Mouse, Rat

## Antibody description

Polyclonal antibody to HBA2

## Preparation

Antigen: Recombinant fusion protein containing a sequence corresponding to amino acids 1-142 of human HBA2 (NP\_000508.1).

## Formulation

PBS with 0.02% sodium azide, 50% glycerol, pH7.3.

## Storage

Store at -20°C. Avoid freeze / thaw cycles.

## Clonality

Polyclonal

## Ig Type

Rabbit IgG

## Applications

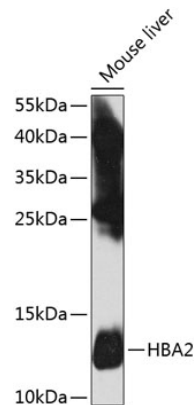
WB, IHC

## Dilutions

WB 1:500 - 1:2000

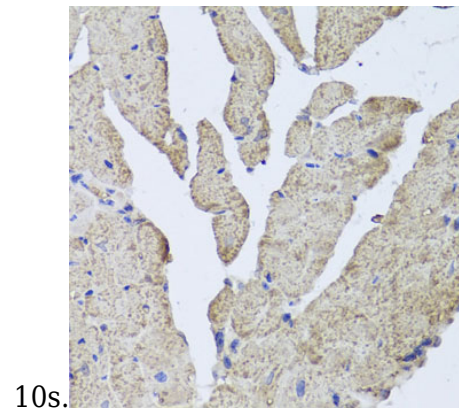
IHC 1:50 - 1:100

## Validations



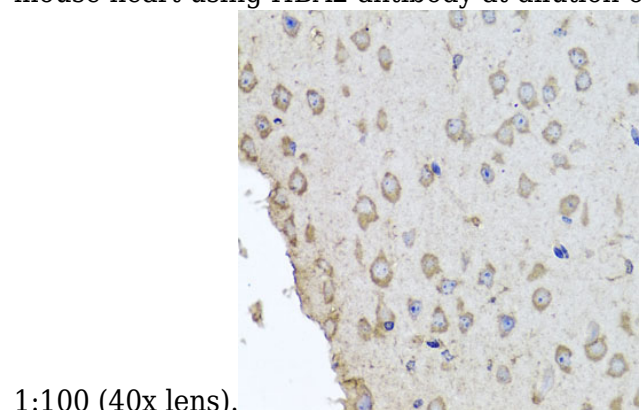
Western blot - HBA2 Polyclonal Antibody

Western blot analysis of extracts of mouse liver, using HBA2 antibody at 1:1000 dilution. Secondary antibody: HRP Goat Anti-Rabbit IgG (H+L) at 1:10000 dilution. Lysates/proteins: 25ug per lane. Blocking buffer: 3% nonfat dry milk in TBST. Detection: ECL Basic Kit. Exposure time:



Immunohistochemistry - HBA2 Polyclonal Antibody

Immunohistochemistry of paraffin-embedded mouse heart using HBA2 antibody at dilution of



# HBA2 Polyclonal Antibody



Catalog Number: 165863

---

Immunohistochemistry - HBA2 Polyclonal  
Antibody

Immunohistochemistry of paraffin-embedded  
mouse brain using HBA2 antibody at dilution of  
1:100 (40x lens).