

# ANKRD52 Polyclonal Antibody



Catalog Number: 165832

## Product name

ANKRD52 Polyclonal Antibody

## Specificity

Human, Mouse, Rat

## Antibody description

Polyclonal antibody to ANKRD52

## Preparation

Antigen: Recombinant fusion protein containing a sequence corresponding to amino acids 450-660 of human ANKRD52 (NP\_775866.2).

## Formulation

PBS with 0.02% sodium azide, 50% glycerol, pH7.3.

## Storage

Store at -20°C. Avoid freeze / thaw cycles.

## Clonality

Polyclonal

## Ig Type

Rabbit IgG

## Applications

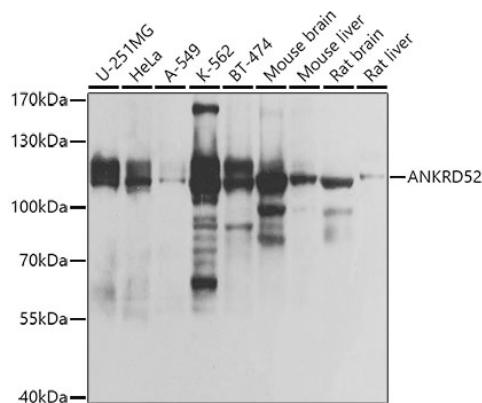
WB, IHC

## Dilutions

WB 1:500 - 1:2000

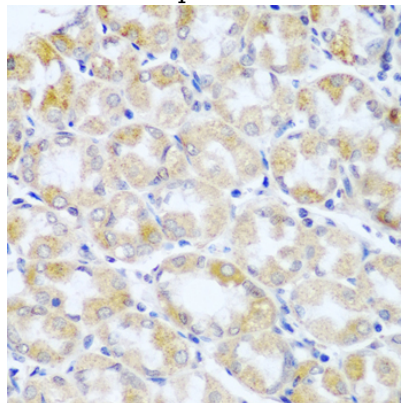
IHC 1:50 - 1:100

## Validations



Western blot - ANKRD52 Polyclonal Antibody

Western blot analysis of extracts of various cell lines, using ANKRD52 antibody at 1:1000 dilution. Secondary antibody: HRP Goat Anti-Rabbit IgG (H+L) at 1:10000 dilution. Lysates/proteins: 25ug per lane. Blocking buffer: 3% nonfat dry milk in TBST. Detection: ECL Basic Kit. Exposure time: 1s.



Immunohistochemistry - ANKRD52 Polyclonal Antibody

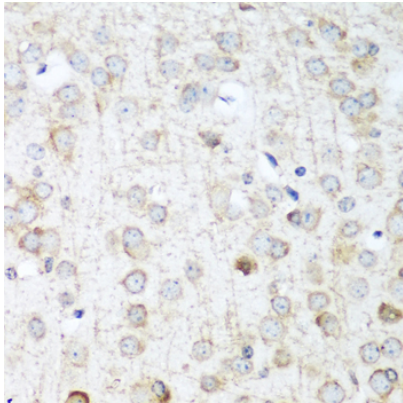
Immunohistochemistry of paraffin-embedded human stomach cancer using ANKRD52 antibody at dilution of 1:100 (40x lens).

# ANKRD52 Polyclonal Antibody



Catalog Number: 165832

---



Immunohistochemistry - ANKRD52 Polyclonal Antibody

Immunohistochemistry of paraffin-embedded mouse brain using ANKRD52 antibody at dilution of 1:100 (40x lens).