

WNT5B Polyclonal Antibody

Catalog Number: 165790

Product name

WNT5B Polyclonal Antibody

Specificity

Human, Mouse, Rat

Antibody description

Polyclonal antibody to WNT5B

Preparation

Antigen: Recombinant fusion protein containing a sequence corresponding to amino acids 120-359 of human WNT5B (NP_116031.1).

Formulation

PBS with 0.02% sodium azide, 50% glycerol, pH7.3.

Storage

Store at -20°C. Avoid freeze / thaw cycles.

Clonality

Polyclonal

Ig Type

Rabbit IgG

Applications

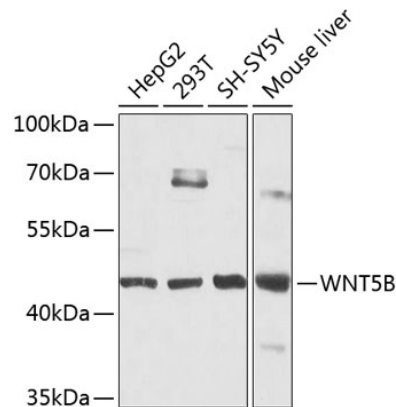
WB, IHC

Dilutions

WB 1:500 - 1:2000

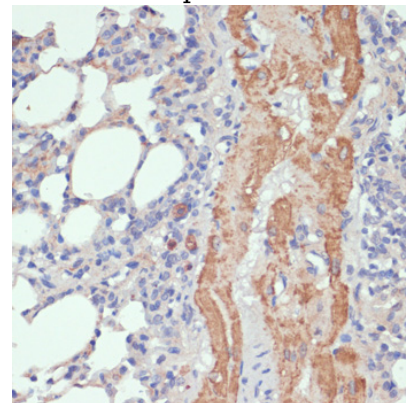
IHC 1:50 - 1:100

Validations



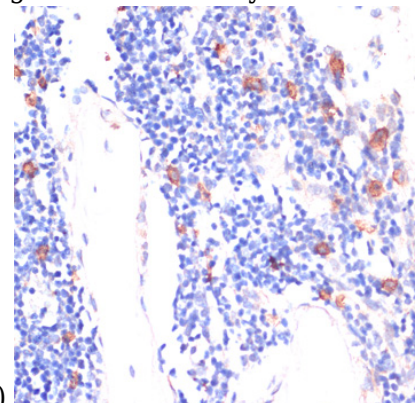
Western blot - WNT5B Polyclonal Antibody

Western blot analysis of extracts of various cell lines, using WNT5B antibody at 1:1000 dilution. Secondary antibody: HRP Goat Anti-Rabbit IgG (H+L) at 1:10000 dilution. Lysates/proteins: 25ug per lane. Blocking buffer: 3% nonfat dry milk in TBST. Detection: ECL Basic Kit. Exposure time: 15s.



Immunohistochemistry - WNT5B Polyclonal Antibody

Immunohistochemistry of paraffin-embedded mouse lung using WNT5B antibody at dilution of



1:100 (40x lens).

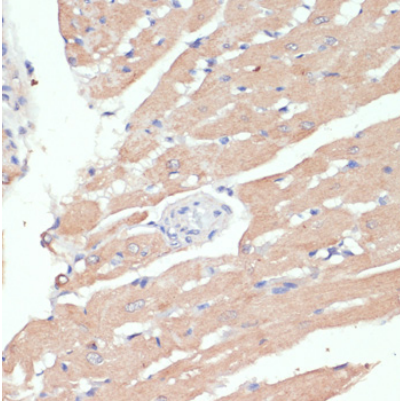
WNT5B Polyclonal Antibody



Catalog Number: 165790

Immunohistochemistry - WNT5B Polyclonal Antibody

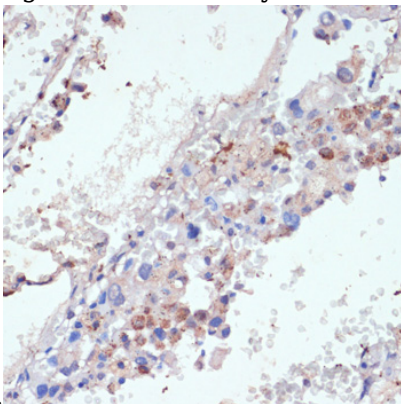
Immunohistochemistry of paraffin-embedded rat lung using WNT5B antibody at dilution of 1:100



(40x lens).

Immunohistochemistry - WNT5B Polyclonal Antibody

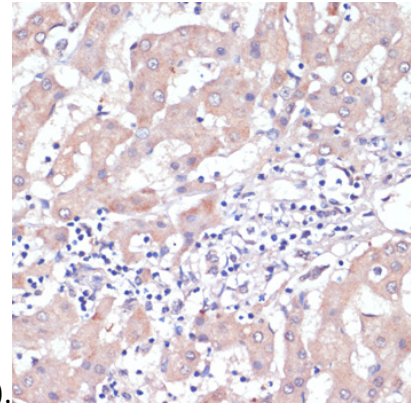
Immunohistochemistry of paraffin-embedded rat bone marrow using WNT5B antibody at dilution of



1:100 (40x lens).

Immunohistochemistry - WNT5B Polyclonal Antibody

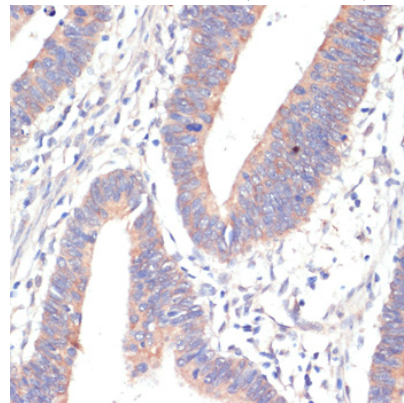
Immunohistochemistry of paraffin-embedded rat heart using WNT5B antibody at dilution of 1:100



(40x lens).

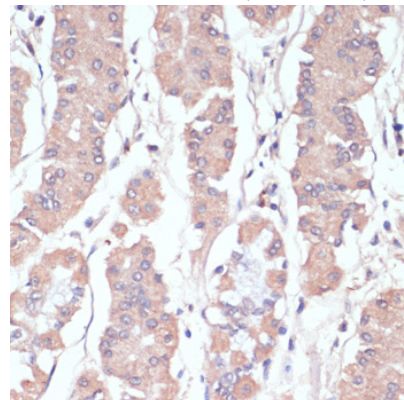
Immunohistochemistry - WNT5B Polyclonal Antibody

Immunohistochemistry of paraffin-embedded human lung cancer using WNT5B antibody at dilution of 1:100 (40x lens).



Immunohistochemistry - WNT5B Polyclonal Antibody

Immunohistochemistry of paraffin-embedded human liver cancer using WNT5B antibody at dilution of 1:100 (40x lens).



Immunohistochemistry - WNT5B Polyclonal Antibody

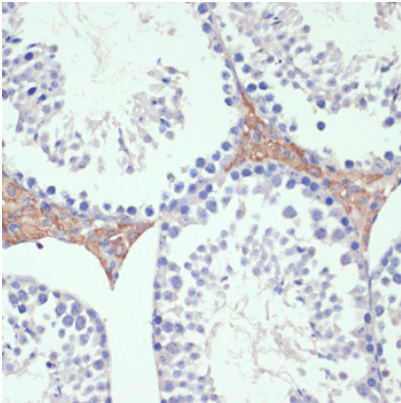
WNT5B Polyclonal Antibody



Catalog Number: 165790

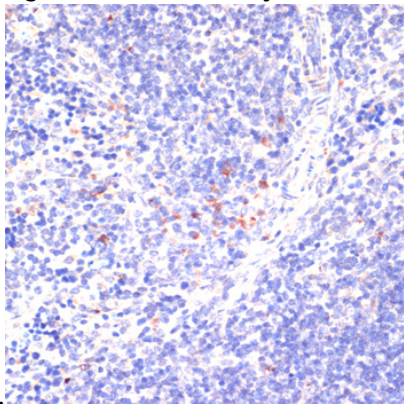
Antibody

Immunohistochemistry of paraffin-embedded human colon carcinoma using WNT5B antibody at dilution of 1:100 (40x lens).



Immunohistochemistry - WNT5B Polyclonal Antibody

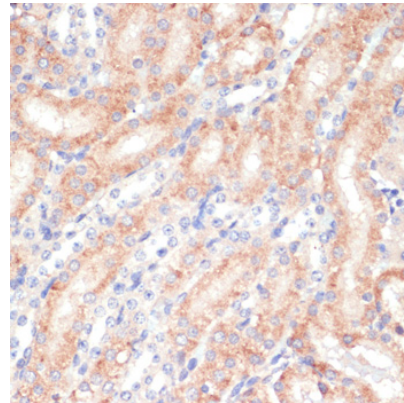
Immunohistochemistry of paraffin-embedded human stomach using WNT5B antibody at dilution



of 1:100 (40x lens).

Immunohistochemistry - WNT5B Polyclonal Antibody

Immunohistochemistry of paraffin-embedded mouse testis leydig using WNT5B antibody at dilution of 1:100 (40x lens).



Immunohistochemistry - WNT5B Polyclonal Antibody

Immunohistochemistry of paraffin-embedded mouse spleen using WNT5B antibody at dilution of 1:100 (40x lens).