

# ATAD3A Polyclonal Antibody



Catalog Number: 165754

## Product name

ATAD3A Polyclonal Antibody

## Specificity

Human, Mouse

## Antibody description

Polyclonal antibody to ATAD3A

## Preparation

Antigen: Recombinant fusion protein containing a sequence corresponding to amino acids 1-240 of human ATAD3A (NP\_001164006.1).

## Formulation

PBS with 0.02% sodium azide, 50% glycerol, pH7.3.

## Storage

Store at -20°C. Avoid freeze / thaw cycles.

## Clonality

Polyclonal

## Ig Type

Rabbit IgG

## Applications

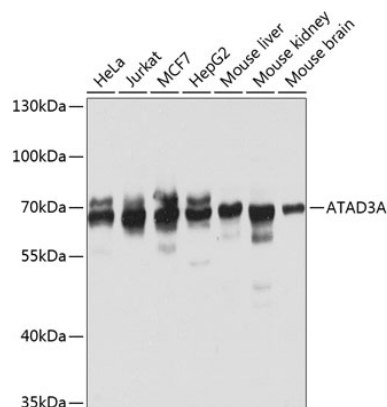
WB, IHC

## Dilutions

WB 1:500 - 1:2000

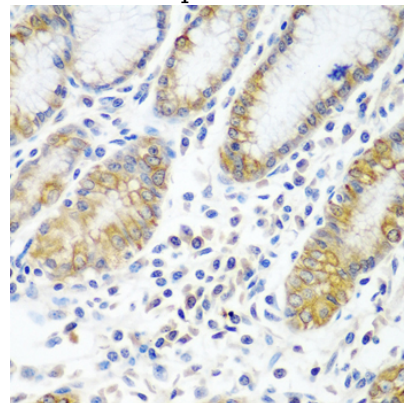
IHC 1:100 - 1:200

## Validations



Western blot - ATAD3A Polyclonal Antibody

Western blot analysis of extracts of various cell lines, using ATAD3A antibody at 1:1000 dilution. Secondary antibody: HRP Goat Anti-Rabbit IgG (H+L) at 1:10000 dilution. Lysates/proteins: 25ug per lane. Blocking buffer: 3% nonfat dry milk in TBST. Detection: ECL Basic Kit. Exposure time: 10s.



Immunohistochemistry - ATAD3A Polyclonal Antibody

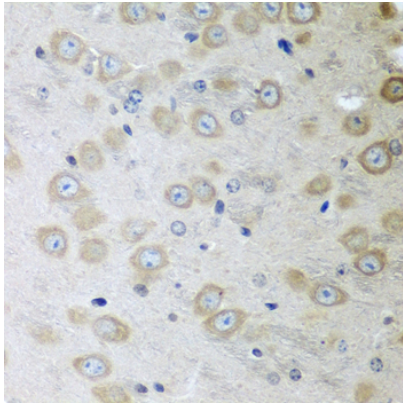
Immunohistochemistry of paraffin-embedded human stomach using ATAD3A antibody at dilution of 1:100 (40x lens).

# ATAD3A Polyclonal Antibody



Catalog Number: 165754

---



Immunohistochemistry - ATAD3A Polyclonal Antibody

Immunohistochemistry of paraffin-embedded mouse brain using ATAD3A antibody at dilution of 1:100 (40x lens).