NIN Polyclonal Antibody

Catalog Number: 165748

Product name

NIN Polyclonal Antibody

Specificity

Human, Mouse, Rat

Antibody description

Polyclonal antibody to NIN

Preparation

Antigen: Recombinant fusion protein containing a sequence corresponding to amino acids 1-287 of human NIN (NP_891991.1).

Formulation

PBS with 0.02% sodium azide, 50% glycerol, pH7.3.

Storage

Store at -20℃. Avoid freeze / thaw cycles.

Clonality

Polyclonal

Ig Type

Rabbit IgG

Applications

WB, IHC, IF

Dilutions

WB 1:500 - 1:1000
IHC 1:50 - 1:100
IF 1:50 - 1:100

Validations



Western blot - NIN Polyclonal Antibody

Western blot analysis of extracts of Jurkat cells, using NIN antibody at 1:1000 dilution._Secondary antibody: HRP Goat Anti-Rabbit IgG (H+L) at 1:10000 dilution._Lysates/proteins: 25ug per lane._Blocking buffer: 3% nonfat dry milk in TBST._Detection: ECL Enhanced Kit ._Exposure time: 90s.

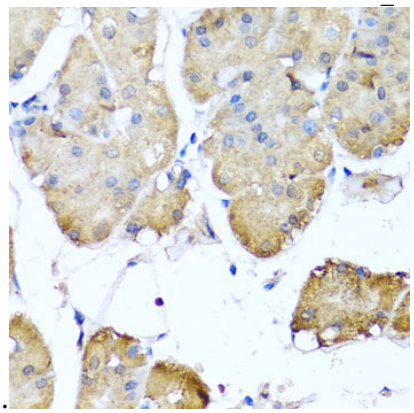

Immunohistochemistry - NIN Polyclonal Antibody

Immunohistochemistry of paraffin-embedded human stomach using NIN antibody at dilution of 1:100 (40x lens).

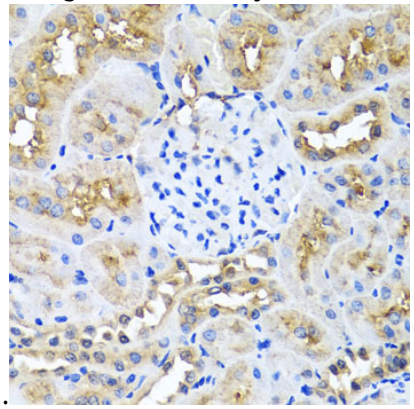

Immunohistochemistry - NIN Polyclonal Antibody

NIN Polyclonal Antibody

Catalog Number: 165748

Immunohistochemistry of paraffin-embedded rat kidney using NIN antibody at dilution of 1:100 (40x lens). 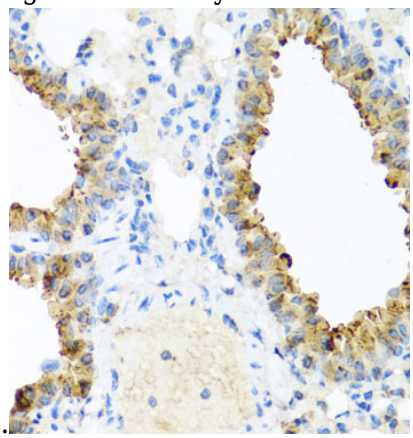

Immunohistochemistry - NIN Polyclonal Antibody

Immunohistochemistry of paraffin-embedded mouse lung using NIN antibody at dilution of 1:100 (40x lens). 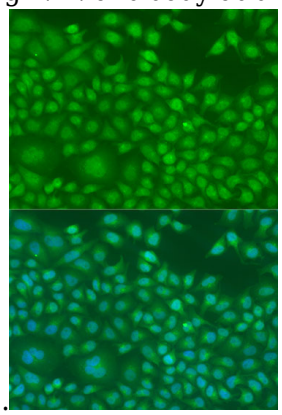

Immunofluorescence - NIN Polyclonal Antibody

Immunofluorescence analysis of U2OS cells using NIN antibody at dilution of 1:100. Blue: DAPI for nuclear staining.