

OXCT1 Polyclonal Antibody

Catalog Number: 165719

Product name

OXCT1 Polyclonal Antibody

Specificity

Human, Mouse, Rat

Antibody description

Polyclonal antibody to OXCT1

Preparation

Antigen: Recombinant fusion protein containing a sequence corresponding to amino acids 261-520 of human OXCT1 (NP_000427.1).

Formulation

PBS with 0.02% sodium azide, 50% glycerol, pH7.3.

Storage

Store at -20°C. Avoid freeze / thaw cycles.

Clonality

Polyclonal

Ig Type

Rabbit IgG

Applications

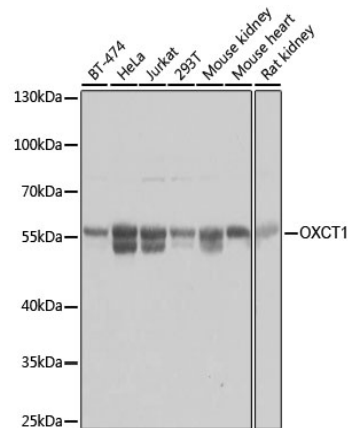
WB, IHC

Dilutions

WB 1:500 - 1:2000

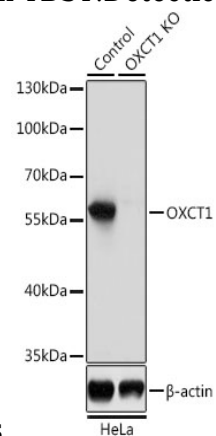
IHC 1:50 - 1:100

Validations



Western blot - OXCT1 Polyclonal Antibody

Western blot analysis of extracts of various cell lines, using OXCT1 antibody at 1:3000 dilution. Secondary antibody: HRP Goat Anti-Rabbit IgG (H+L) at 1:10000 dilution. Lysates/proteins: 25ug per lane. Blocking buffer: 3% nonfat dry milk in TBST. Detection: ECL



Basic Kit .Exposure time: 1s.

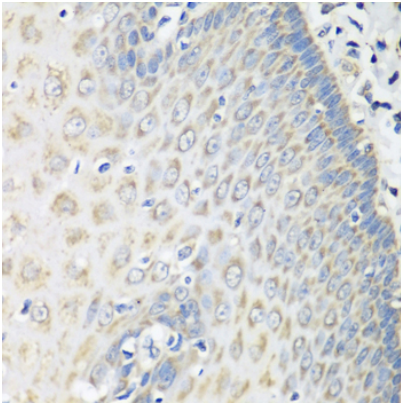
Western blot - OXCT1 Polyclonal Antibody

Western blot analysis of extracts from normal (control) and OXCT1 knockout HeLa cells, using OXCT1 antibody at 1:3000 dilution. Secondary antibody: HRP Goat Anti-Rabbit IgG (H+L) at 1:10000 dilution. Lysates/proteins: 25ug per lane. Blocking buffer: 3% nonfat dry milk in TBST. Detection: ECL Basic Kit .Exposure time: 1s.

OXCT1 Polyclonal Antibody

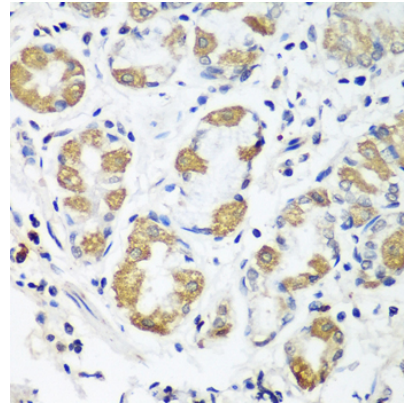


Catalog Number: 165719



Immunohistochemistry - OXCT1 Polyclonal Antibody

Immunohistochemistry of paraffin-embedded human esophagus using OXCT1 antibody at dilution of 1:100 (40x lens).



Immunohistochemistry - OXCT1 Polyclonal Antibody

Immunohistochemistry of paraffin-embedded human stomach using OXCT1 antibody at dilution of 1:100 (40x lens).