

POR Polyclonal Antibody

Catalog Number: 165718

Product name

POR Polyclonal Antibody

Specificity

Human, Mouse, Rat

Antibody description

Polyclonal antibody to POR

Preparation

Antigen: Recombinant fusion protein containing a sequence corresponding to amino acids 1-250 of human POR (NP_000932.3).

Formulation

PBS with 0.02% sodium azide, 50% glycerol, pH7.3.

Storage

Store at -20°C. Avoid freeze / thaw cycles.

Clonality

Polyclonal

Ig Type

Rabbit IgG

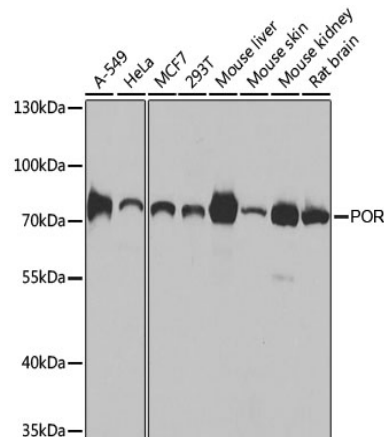
Applications

WB, IHC, IF

Dilutions

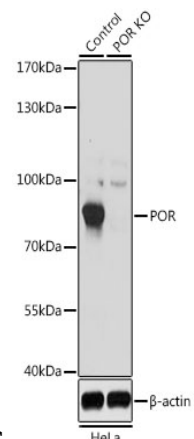
WB 1:500 - 1:2000
IHC 1:50 - 1:100
IF 1:50 - 1:200

Validations



Western blot - POR Polyclonal Antibody

Western blot analysis of extracts of various cell lines, using POR antibody at 1:1000 dilution. Secondary antibody: HRP Goat Anti-Rabbit IgG (H+L) at 1:10000 dilution. Lysates/proteins: 25ug per lane. Blocking buffer: 3% nonfat dry milk in TBST. Detection: ECL



Basic Kit .Exposure time: 5s.

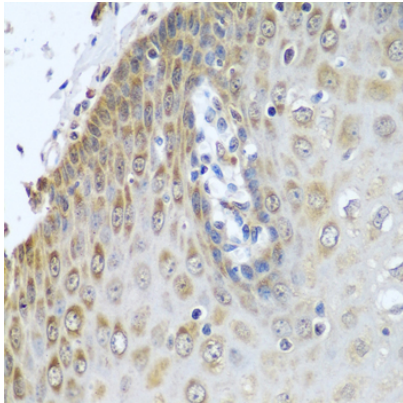
Western blot - POR Polyclonal Antibody

Western blot analysis of extracts from normal (control) and POR knockout HeLa cells, using POR antibody at 1:1000 dilution. Secondary antibody: HRP Goat Anti-Rabbit IgG (H+L) at 1:10000 dilution. Lysates/proteins: 25ug per lane. Blocking buffer: 3% nonfat dry milk in TBST. Detection: ECL Basic Kit .Exposure time: 1s.

POR Polyclonal Antibody



Catalog Number: 165718



Immunohistochemistry - POR Polyclonal Antibody

Immunohistochemistry of paraffin-embedded human esophagus using POR antibody at dilution of 1:100 (40x lens).