

# CEACAM7 Polyclonal Antibody



Catalog Number: 165705

## Product name

CEACAM7 Polyclonal Antibody

## Specificity

Human, Mouse, Rat

## Antibody description

Polyclonal antibody to CEACAM7

## Preparation

Antigen: Recombinant fusion protein containing a sequence corresponding to amino acids 36-242 of human CEACAM7 (NP\_008821.2).

## Formulation

PBS with 0.02% sodium azide, 50% glycerol, pH7.3.

## Storage

Store at -20°C. Avoid freeze / thaw cycles.

## Clonality

Polyclonal

## Ig Type

Rabbit IgG

## Applications

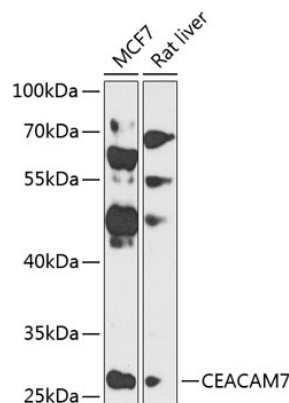
WB, IHC

## Dilutions

WB 1:500 - 1:2000

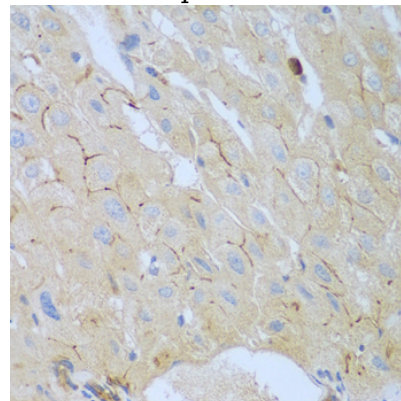
IHC 1:50 - 1:100

## Validations



Western blot - CEACAM7 Polyclonal Antibody

Western blot analysis of extracts of various cell lines, using CEACAM7 antibody at 1:1000 dilution. Secondary antibody: HRP Goat Anti-Rabbit IgG (H+L) at 1:10000 dilution. Lysates/proteins: 25ug per lane. Blocking buffer: 3% nonfat dry milk in TBST. Detection: ECL Basic Kit. Exposure time: 90s.



Immunohistochemistry - CEACAM7 Polyclonal Antibody

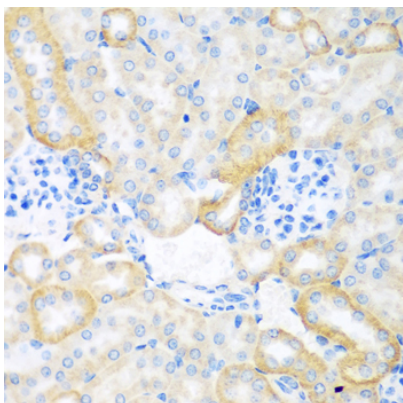
Immunohistochemistry of paraffin-embedded human liver cancer using CEACAM7 antibody at dilution of 1:100 (40x lens).

# CEACAM7 Polyclonal Antibody



Catalog Number: 165705

---



Immunohistochemistry - CEACAM7 Polyclonal Antibody

Immunohistochemistry of paraffin-embedded mouse kidney using CEACAM7 antibody at dilution of 1:100 (40x lens).