

SOCS5 Polyclonal Antibody

Catalog Number: 165629

Product name

SOCS5 Polyclonal Antibody

Specificity

Human, Mouse, Rat

Antibody description

Polyclonal antibody to SOCS5

Preparation

Antigen: Recombinant fusion protein containing a sequence corresponding to amino acids 1-140 of human SOCS5 (NP_054730.1).

Formulation

PBS with 0.02% sodium azide, 50% glycerol, pH7.3.

Storage

Store at -20°C. Avoid freeze / thaw cycles.

Clonality

Polyclonal

Ig Type

Rabbit IgG

Applications

WB, IHC, IF

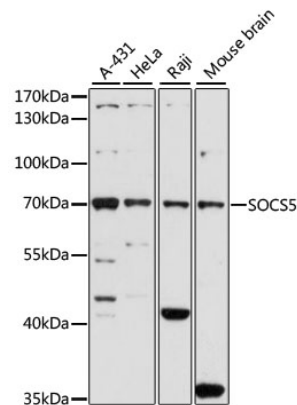
Dilutions

WB 1:500 - 1:2000

IHC 1:50 - 1:200

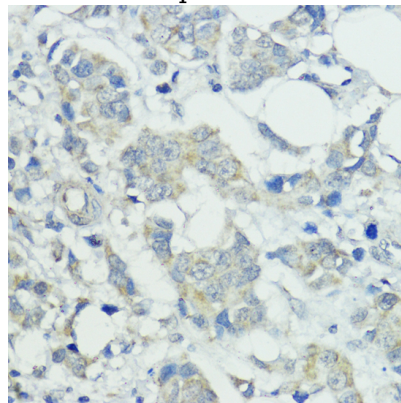
IF 1:50 - 1:200

Validations



Western blot - SOCS5 Polyclonal Antibody

Western blot analysis of extracts of various cell lines, using SOCS5 antibody at 1:1000 dilution. Secondary antibody: HRP Goat Anti-Rabbit IgG (H+L) at 1:10000 dilution. Lysates/proteins: 25ug per lane. Blocking buffer: 3% nonfat dry milk in TBST. Detection: ECL Basic Kit. Exposure time: 60s.



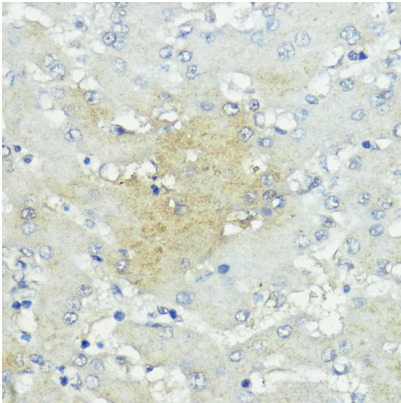
Immunohistochemistry - SOCS5 Polyclonal Antibody

Immunohistochemistry of paraffin-embedded human mammary cancer using SOCS5 antibody at dilution of 1:100 (40x lens).

SOCS5 Polyclonal Antibody

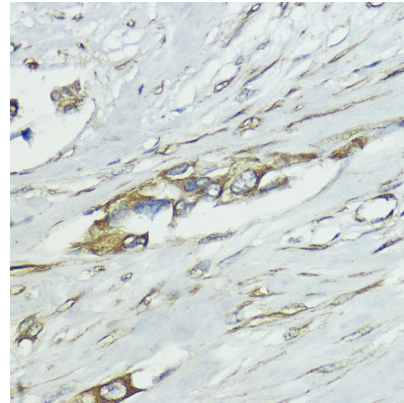


Catalog Number: 165629



Immunohistochemistry - SOCS5 Polyclonal Antibody

Immunohistochemistry of paraffin-embedded human liver cancer using SOCS5 antibody at dilution of 1:100 (40x lens).



Immunohistochemistry - SOCS5 Polyclonal Antibody

Immunohistochemistry of paraffin-embedded human lung cancer using SOCS5 antibody at dilution of 1:100 (40x lens).