

OCT4 Polyclonal Antibody

Catalog Number: 165611

Product name

OCT4 Polyclonal Antibody

Specificity

Human, Mouse, Rat

Antibody description

Polyclonal antibody to OCT4

Preparation

Antigen: A synthetic peptide of human OCT4

Formulation

PBS with 0.02% sodium azide, 50% glycerol, pH7.3.

Storage

Store at -20°C. Avoid freeze / thaw cycles.

Clonality

Polyclonal

Ig Type

Rabbit IgG

Applications

WB, IHC, IF

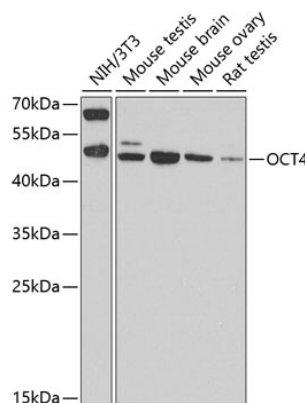
Dilutions

WB 1:500 - 1:2000

IHC 1:50 - 1:200

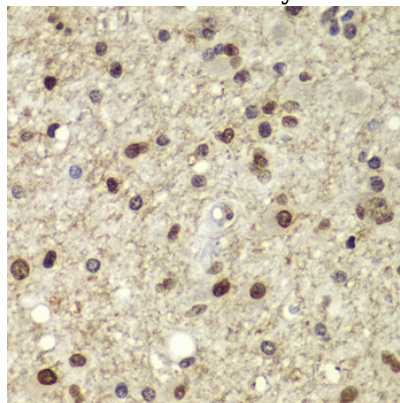
IF 1:50 - 1:200

Validations



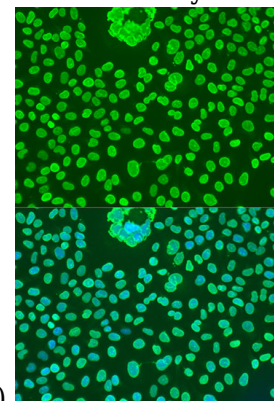
Western blot - OCT4 Polyclonal Antibody

Western blot analysis of extracts of various cell lines, using OCT4 antibody at 1:1000 dilution. Secondary antibody: HRP Goat Anti-Rabbit IgG (H+L) at 1:10000 dilution. Lysates/proteins: 25ug per lane. Blocking buffer: 3% nonfat dry milk in TBST.



Immunohistochemistry - OCT4 Polyclonal Antibody

Immunohistochemistry of paraffin-embedded human brain cancer using OCT4 antibody at



dilution of 1:100 (40x lens).

Immunofluorescence - OCT4 Polyclonal Antibody

OCT4 Polyclonal Antibody



Catalog Number: 165611

Immunofluorescence analysis of U2OS cells using OCT4 antibody at dilution of 1:100. Blue: DAPI for nuclear staining.