

DARS2 Polyclonal Antibody



Catalog Number: 165548

Product name

DARS2 Polyclonal Antibody

Specificity

Human, Mouse

Antibody description

Polyclonal antibody to DARS2

Preparation

Antigen: Recombinant fusion protein containing a sequence corresponding to amino acids 406-645 of human DARS2 (NP_060592.2).

Formulation

PBS with 0.02% sodium azide, 50% glycerol, pH7.3.

Storage

Store at -20°C. Avoid freeze / thaw cycles.

Clonality

Polyclonal

Ig Type

Rabbit IgG

Applications

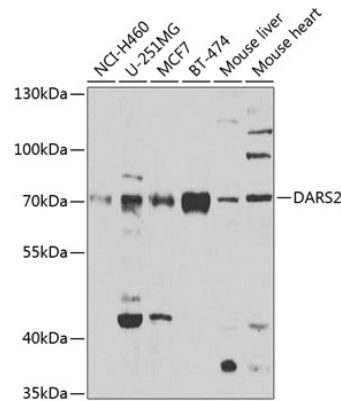
WB, IHC

Dilutions

WB 1:500 - 1:2000

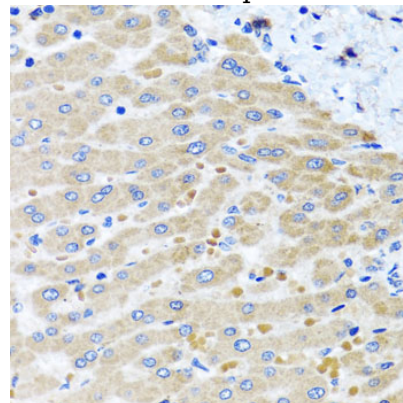
IHC 1:50 - 1:200

Validations



Western blot - DARS2 Polyclonal Antibody

Western blot analysis of extracts of various cell lines, using DARS2 antibody at 1:1000 dilution. Secondary antibody: HRP Goat Anti-Rabbit IgG (H+L) at 1:10000 dilution. Lysates/proteins: 25ug per lane. Blocking buffer: 3% nonfat dry milk in TBST. Detection: ECL Enhanced Kit. Exposure time: 90s.

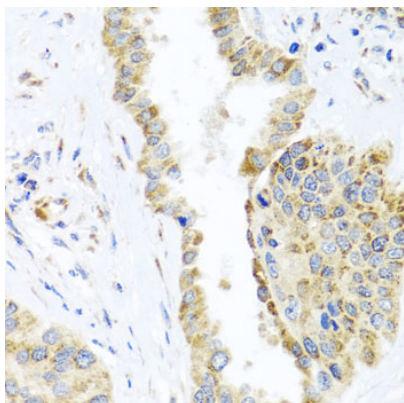


Immunohistochemistry - DARS2 Polyclonal Antibody

Immunohistochemistry of paraffin-embedded human liver injury using DARS2 antibody at dilution of 1:100 (40x lens).

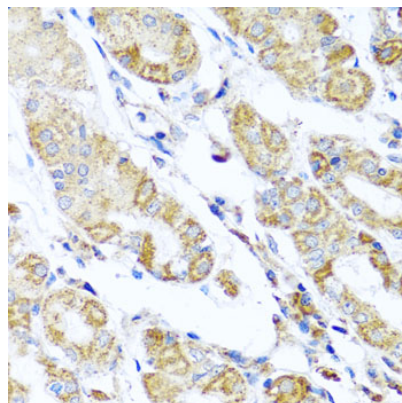
DARS2 Polyclonal Antibody

Catalog Number: 165548



Immunohistochemistry - DARS2 Polyclonal Antibody

Immunohistochemistry of paraffin-embedded human lung cancer using DARS2 antibody at dilution of 1:100 (40x lens).



Immunohistochemistry - DARS2 Polyclonal Antibody

Immunohistochemistry of paraffin-embedded human stomach using DARS2 antibody at dilution of 1:100 (40x lens).