

MYH7 Polyclonal Antibody



Catalog Number: 165428

Product name

MYH7 Polyclonal Antibody

Specificity

Human, Mouse, Rat

Antibody description

Polyclonal antibody to MYH7

Preparation

Antigen: Recombinant fusion protein containing a sequence corresponding to amino acids 1766-1935 of human MYH7 (NP_000248.2).

Formulation

PBS with 0.02% sodium azide, 50% glycerol, pH7.3.

Storage

Store at -20°C. Avoid freeze / thaw cycles.

Clonality

Polyclonal

Ig Type

Rabbit IgG

Applications

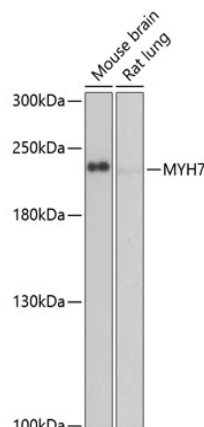
WB, IHC

Dilutions

WB 1:500 - 1:2000

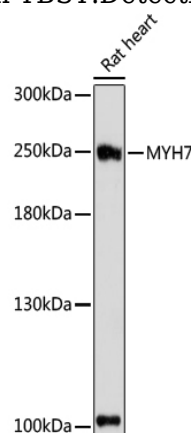
IHC 1:50 - 1:100

Validations



Western blot - MYH7 Polyclonal Antibody

Western blot analysis of extracts of various cell lines, using MYH7 antibody at 1:1000 dilution. Secondary antibody: HRP Goat Anti-Rabbit IgG (H+L) at 1:10000 dilution. Lysates/proteins: 25ug per lane. Blocking buffer: 3% nonfat dry milk in TBST. Detection: ECL



Basic Kit .Exposure time: 1s.

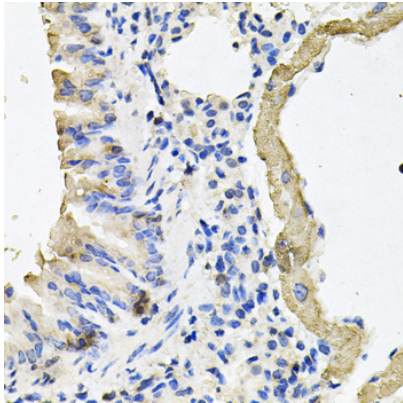
Western blot - MYH7 Polyclonal Antibody

Western blot analysis of extracts of rat heart, using MYH7 antibody at 1:1000 dilution. Secondary antibody: HRP Goat Anti-Rabbit IgG (H+L) at 1:10000 dilution. Lysates/proteins: 25ug per lane. Blocking buffer: 3% nonfat dry milk in TBST. Detection: ECL Basic Kit .Exposure time: 90s.

MYH7 Polyclonal Antibody



Catalog Number: 165428



Immunohistochemistry - MYH7 Polyclonal Antibody

Immunohistochemistry of paraffin-embedded mouse lung using MYH7 antibody at dilution of 1:100 (40x lens).