

TEAD3 Polyclonal Antibody



Catalog Number: 165374

Product name

TEAD3 Polyclonal Antibody

Specificity

Human, Mouse

Antibody description

Polyclonal antibody to TEAD3

Preparation

Antigen: Recombinant fusion protein containing a sequence corresponding to amino acids 130-330 of human TEAD3 (NP_003205.2).

Formulation

PBS with 0.02% sodium azide, 50% glycerol, pH7.3.

Storage

Store at -20°C. Avoid freeze / thaw cycles.

Clonality

Polyclonal

Ig Type

Rabbit IgG

Applications

WB, IHC, IF

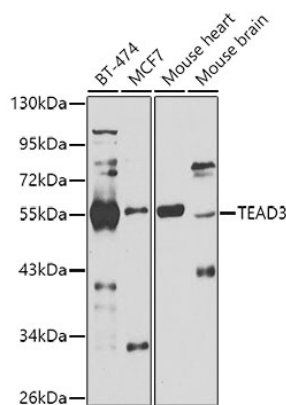
Dilutions

WB 1:500 - 1:2000

IHC 1:50 - 1:200

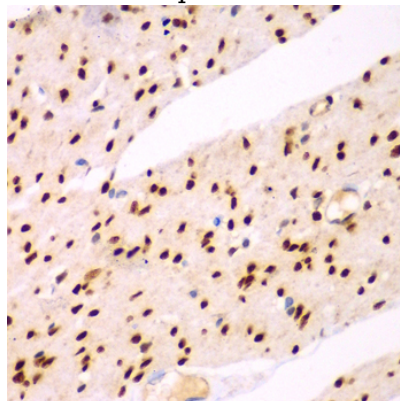
IF 1:50 - 1:200

Validations



Western blot - TEAD3 Polyclonal Antibody

Western blot analysis of extracts of various cell lines, using TEAD3 antibody at 1:1000 dilution. Secondary antibody: HRP Goat Anti-Rabbit IgG (H+L) at 1:10000 dilution. Lysates/proteins: 25ug per lane. Blocking buffer: 3% nonfat dry milk in TBST. Detection: ECL Basic Kit. Exposure time: 90s.



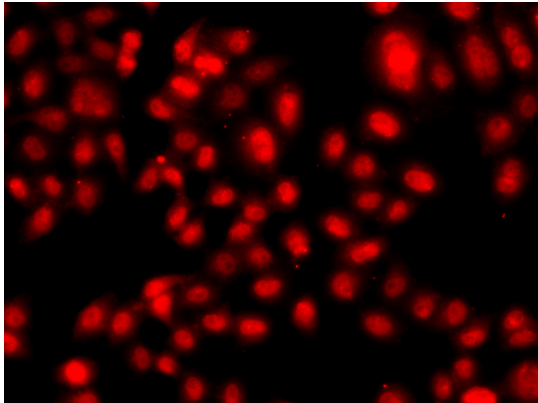
Immunohistochemistry - TEAD3 Polyclonal Antibody

Immunohistochemistry of paraffin-embedded human colon using TEAD3 antibody at dilution of 1:100 (40x lens).

TEAD3 Polyclonal Antibody



Catalog Number: 165374



Immunofluorescence - TEAD3 Polyclonal Antibody

Immunofluorescence analysis of A549 cells using TEAD3 antibody .