

FASTKD1 Polyclonal Antibody



Catalog Number: 165340

Product name

FASTKD1 Polyclonal Antibody

Specificity

Human, Mouse, Rat

Antibody description

Polyclonal antibody to FASTKD1

Preparation

Antigen: Recombinant fusion protein containing a sequence corresponding to amino acids 638-847 of human FASTKD1 (NP_078898.3).

Formulation

PBS with 0.02% sodium azide, 50% glycerol, pH7.3.

Storage

Store at -20°C. Avoid freeze / thaw cycles.

Clonality

Polyclonal

Ig Type

Rabbit IgG

Applications

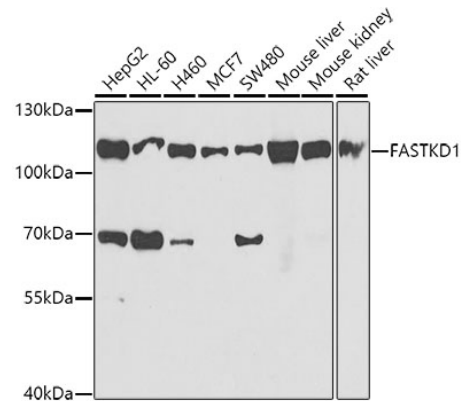
WB, IHC

Dilutions

WB 1:500 - 1:2000

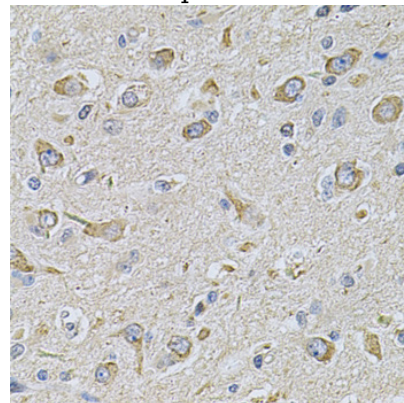
IHC 1:50 - 1:200

Validations



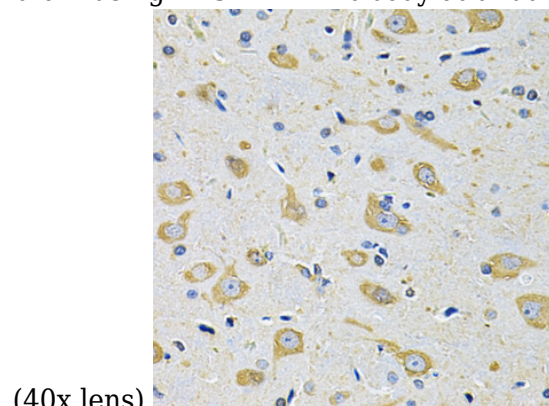
Western blot - FASTKD1 Polyclonal Antibody

Western blot analysis of extracts of various cell lines, using FASTKD1 antibody at 1:1000 dilution. Secondary antibody: HRP Goat Anti-Rabbit IgG (H+L) at 1:10000 dilution. Lysates/proteins: 25ug per lane. Blocking buffer: 3% nonfat dry milk in TBST. Detection: ECL Basic Kit. Exposure time: 90s.



Immunohistochemistry - FASTKD1 Polyclonal Antibody

Immunohistochemistry of paraffin-embedded rat brain using FASTKD1 Antibody at dilution of 1:100



(40x lens).

FASTKD1 Polyclonal Antibody



Catalog Number: 165340

Immunohistochemistry - FASTKD1 Polyclonal Antibody

Immunohistochemistry of paraffin-embedded mouse brain using FASTKD1 Antibody at dilution of 1:100 (40x lens).