

ACADS Polyclonal Antibody



Catalog Number: 165261

Product name

ACADS Polyclonal Antibody

Specificity

Human, Mouse, Rat

Antibody description

Polyclonal antibody to ACADS

Preparation

Antigen: Recombinant fusion protein containing a sequence corresponding to amino acids 1-260 of human ACADS (NP_000008.1).

Formulation

PBS with 0.02% sodium azide, 50% glycerol, pH7.3.

Storage

Store at -20°C. Avoid freeze / thaw cycles.

Clonality

Polyclonal

Ig Type

Rabbit IgG

Applications

WB, IF, IP

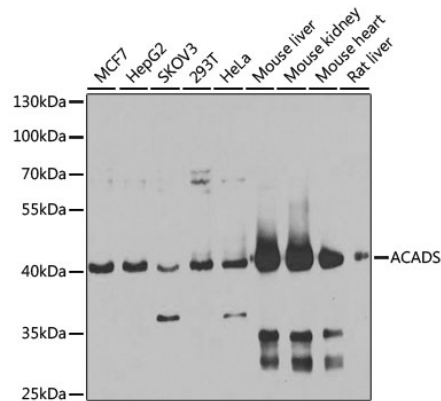
Dilutions

WB 1:500 - 1:2000

IF 1:50 - 1:200

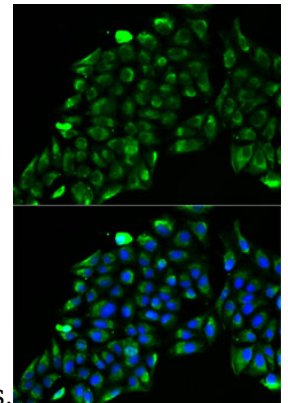
IP 1:50 - 1:100

Validations



Western blot - ACADS Polyclonal Antibody

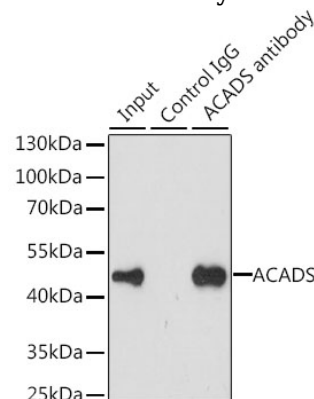
Western blot analysis of extracts of various cell lines, using ACADS antibody at 1:1000 dilution. Secondary antibody: HRP Goat Anti-Rabbit IgG (H+L) at 1:10000 dilution. Lysates/proteins: 25ug per lane. Blocking buffer: 3% nonfat dry milk in TBST. Detection: ECL



Basic Kit .Exposure time: 15s.

Immunofluorescence - ACADS Polyclonal Antibody

Immunofluorescence analysis of MCF7 cells using ACADS antibody . Blue: DAPI for nuclear staining.



Immunoprecipitation - ACADS Polyclonal Antibody

ACADS Polyclonal Antibody



Catalog Number: 165261

Immunoprecipitation analysis of 200ug extracts of MCF-7 cells, using 3 ug ACADS antibody .
Western blot was performed from the

immunoprecipitate using ACADS antibody at a dilution of 1:1000.