

# N6AMT1 Polyclonal Antibody

Catalog Number: 165249

## Product name

N6AMT1 Polyclonal Antibody

## Specificity

Human, Mouse, Rat

## Antibody description

Polyclonal antibody to N6AMT1

## Preparation

Antigen: Recombinant fusion protein containing a sequence corresponding to amino acids 1-186 of human N6AMT1 (NP\_877426.3).

## Formulation

PBS with 0.02% sodium azide, 50% glycerol, pH7.3.

## Storage

Store at -20°C. Avoid freeze / thaw cycles.

## Clonality

Polyclonal

## Ig Type

Rabbit IgG

## Applications

WB, IHC, IF

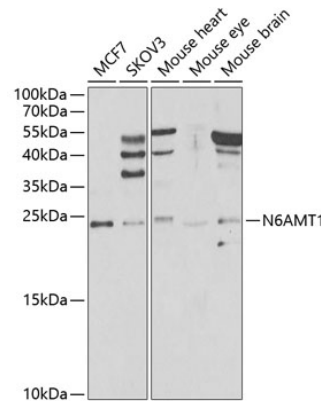
## Dilutions

WB 1:500 - 1:2000

IHC 1:50 - 1:200

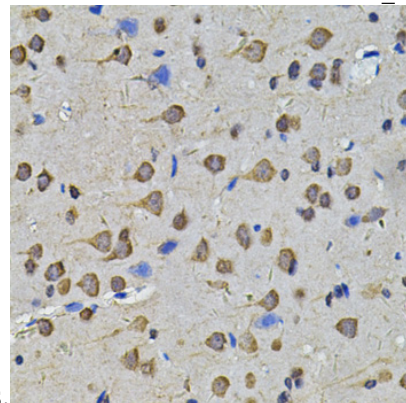
IF 1:50 - 1:100

## Validations



## Western blot - N6AMT1 Polyclonal Antibody

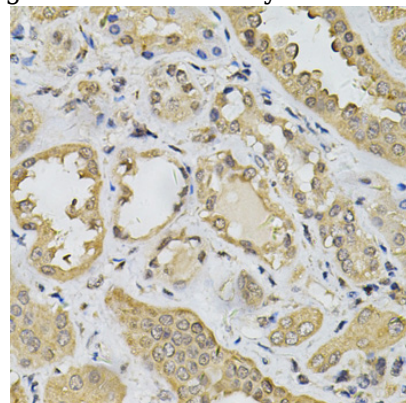
Western blot analysis of extracts of various cell lines, using N6AMT1 antibody at 1:1000 dilution. Secondary antibody: HRP Goat Anti-Rabbit IgG (H+L) at 1:10000 dilution. Lysates/proteins: 25ug per lane. Blocking buffer: 3% nonfat dry milk in TBST. Detection: ECL Enhanced Kit. Exposure



time: 90s.

## Immunohistochemistry - N6AMT1 Polyclonal Antibody

Immunohistochemistry of paraffin-embedded rat brain using N6AMT1 Antibody at dilution of 1:100



(40x lens).

# N6AMT1 Polyclonal Antibody

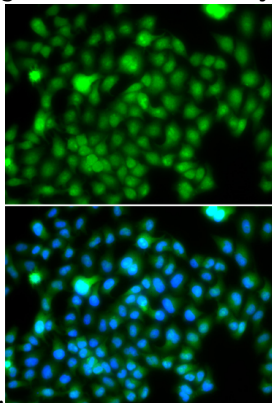


Catalog Number: 165249

---

## Immunohistochemistry - N6AMT1 Polyclonal Antibody

Immunohistochemistry of paraffin-embedded human kidney using N6AMT1 Antibody at dilution



of 1:100 (40x lens).

## Immunofluorescence - N6AMT1 Polyclonal Antibody

Immunofluorescence analysis of A549 cells using N6AMT1 antibody . Blue: DAPI for nuclear staining.