WDR77 Polyclonal Antibody

Catalog Number: 165207

Product name

WDR77 Polyclonal Antibody

Specificity

Human, Mouse

Antibody description

Polyclonal antibody to WDR77

Preparation

Antigen: Recombinant fusion protein containing a sequence corresponding to amino acids 1-260 of human WDR77 (NP_077007.1).

Formulation

PBS with 0.02% sodium azide, 50% glycerol, pH7.3.

Storage

Store at -20℃. Avoid freeze / thaw cycles.

Clonality

Polyclonal

Ig Type

Rabbit IgG

Applications

WB, IHC, IF

Dilutions

WB 1:500 - 1:2000
IHC 1:50 - 1:200
IF 1:50 - 1:100

Validations

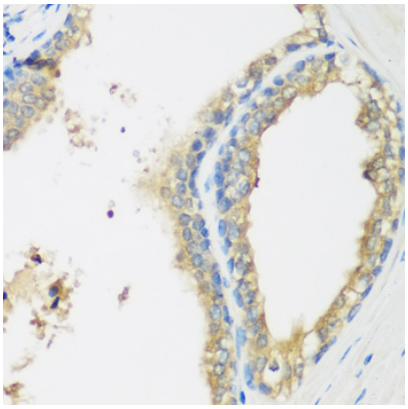

Immunohistochemistry - WDR77 Polyclonal Antibody

Immunohistochemistry of paraffin-embedded human prostate using WDR77 antibody at dilution of 1:200 (40x lens).

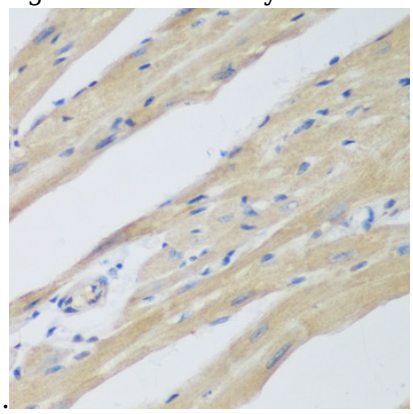

Immunohistochemistry - WDR77 Polyclonal Antibody

Immunohistochemistry of paraffin-embedded mouse heart using WDR77 antibody at dilution of 1:200 (40x lens).

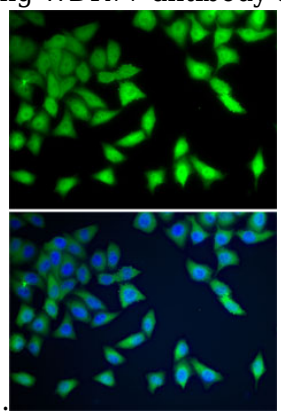

Immunofluorescence - WDR77 Polyclonal Antibody

Immunofluorescence analysis of A-549 cells using

WDR77 antibody . Blue: DAPI for nuclear staining.