

# BRD9 Polyclonal Antibody



Catalog Number: 165206

## Product name

BRD9 Polyclonal Antibody

## Specificity

Human, Mouse

## Antibody description

Polyclonal antibody to BRD9

## Preparation

Antigen: Recombinant fusion protein containing a sequence corresponding to amino acids 338-597 of human BRD9 (NP\_076413.3).

## Formulation

PBS with 0.02% sodium azide, 50% glycerol, pH7.3.

## Storage

Store at -20°C. Avoid freeze / thaw cycles.

## Clonality

Polyclonal

## Ig Type

Rabbit IgG

## Applications

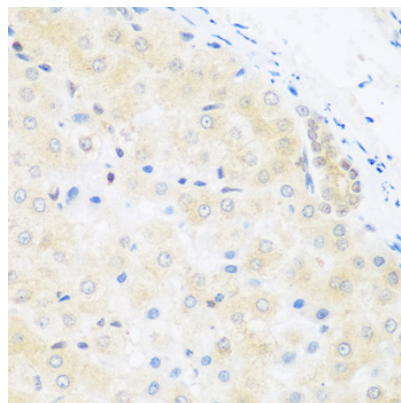
WB, IHC

## Dilutions

WB 1:500 - 1:2000

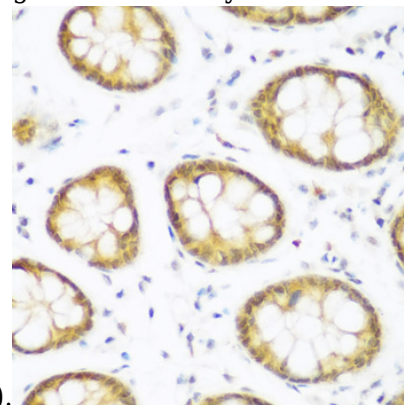
IHC 1:50 - 1:200

## Validations



Immunohistochemistry - BRD9 Polyclonal Antibody

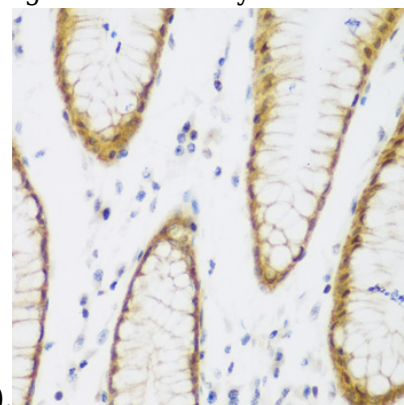
Immunohistochemistry of paraffin-embedded human liver using BRD9 antibody at dilution of



1:200 (40x lens).

Immunohistochemistry - BRD9 Polyclonal Antibody

Immunohistochemistry of paraffin-embedded human colon using BRD9 antibody at dilution of



1:200 (40x lens).

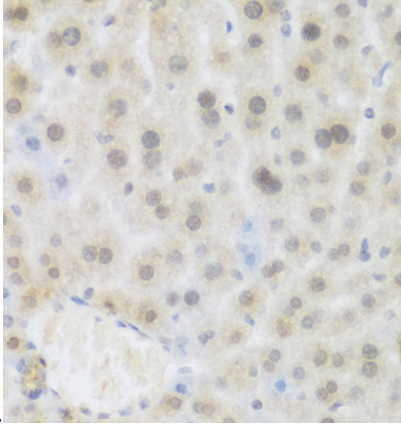
Immunohistochemistry - BRD9 Polyclonal Antibody

# BRD9 Polyclonal Antibody

Catalog Number: 165206

---

Immunohistochemistry of paraffin-embedded human gastric using BRD9 antibody at dilution of

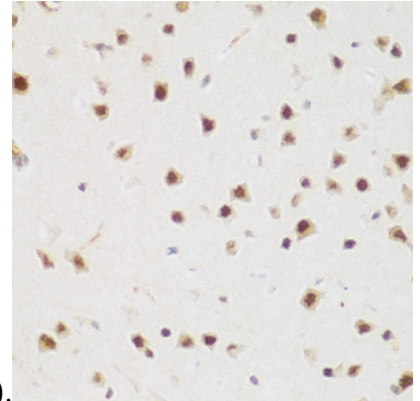


1:200 (40x lens).

Immunohistochemistry - BRD9 Polyclonal Antibody

Immunohistochemistry of paraffin-embedded

mouse liver using BRD9 antibody at dilution of



1:200 (40x lens).

Immunohistochemistry - BRD9 Polyclonal Antibody

Immunohistochemistry of paraffin-embedded mouse brain using BRD9 antibody at dilution of 1:200 (40x lens).