

ARFGAP1 Polyclonal Antibody



Catalog Number: 165198

Product name

ARFGAP1 Polyclonal Antibody

Specificity

Human, Mouse, Rat

Antibody description

Polyclonal antibody to ARFGAP1

Preparation

Antigen: Recombinant fusion protein containing a sequence corresponding to amino acids 1-220 of human ARFGAP1 (NP_001268411.1).

Formulation

PBS with 0.02% sodium azide, 50% glycerol, pH7.3.

Storage

Store at -20°C. Avoid freeze / thaw cycles.

Clonality

Polyclonal

Ig Type

Rabbit IgG

Applications

WB, IHC, IF

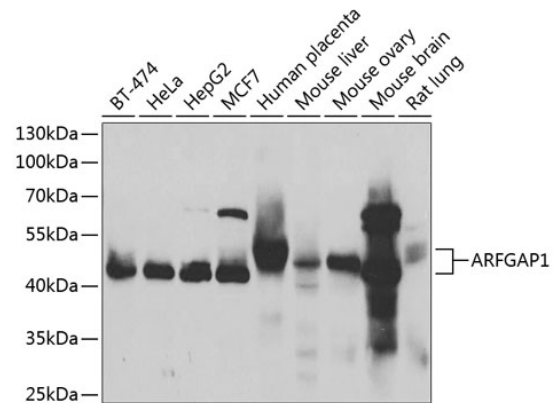
Dilutions

WB 1:500 - 1:2000

IHC 1:50 - 1:200

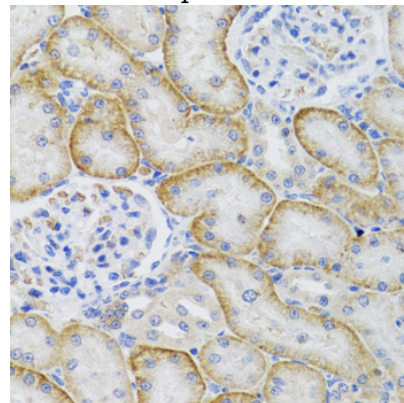
IF 1:50 - 1:100

Validations



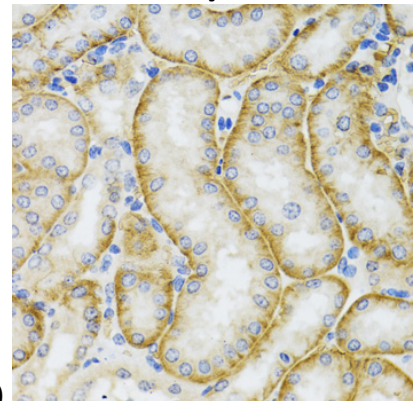
Western blot - ARFGAP1 Polyclonal Antibody

Western blot analysis of extracts of various cell lines, using ARFGAP1 antibody at 1:1000 dilution. Secondary antibody: HRP Goat Anti-Rabbit IgG (H+L) at 1:10000 dilution. Lysates/proteins: 25ug per lane. Blocking buffer: 3% nonfat dry milk in TBST. Detection: ECL Basic Kit. Exposure time: 3s.



Immunohistochemistry - ARFGAP1 Polyclonal Antibody

Immunohistochemistry of paraffin-embedded rat kidney using ARFGAP1 antibody at dilution of



1:100 (40x lens).

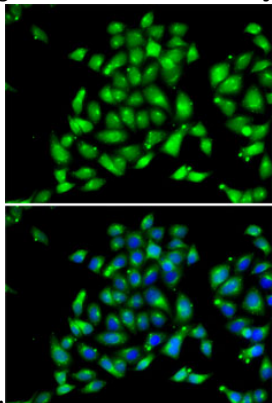
ARFGAP1 Polyclonal Antibody



Catalog Number: 165198

Immunohistochemistry - ARFGAP1 Polyclonal Antibody

Immunohistochemistry of paraffin-embedded mouse kidney using ARFGAP1 antibody at dilution



of 1:100 (40x lens).

Immunofluorescence - ARFGAP1 Polyclonal Antibody

Immunofluorescence analysis of MCF7 cells using ARFGAP1 antibody . Blue: DAPI for nuclear staining.