

# FKBP8 Polyclonal Antibody

Catalog Number: 165179

## Product name

FKBP8 Polyclonal Antibody

## Specificity

Human, Mouse, Rat

## Antibody description

Polyclonal antibody to FKBP8

## Preparation

Antigen: Recombinant fusion protein containing a sequence corresponding to amino acids 60-270 of human FKBP8 (NP\_036313.3).

## Formulation

PBS with 0.02% sodium azide, 50% glycerol, pH7.3.

## Storage

Store at -20°C. Avoid freeze / thaw cycles.

## Clonality

Polyclonal

## Ig Type

Rabbit IgG

## Applications

WB, IF, IP

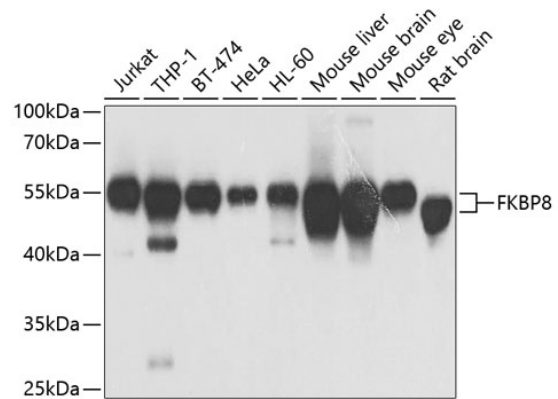
## Dilutions

WB 1:500 - 1:2000

IF 1:50 - 1:100

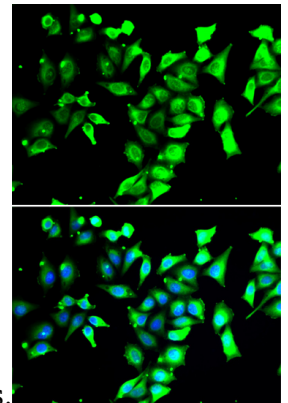
IP 1:50 - 1:200

## Validations



Western blot - FKBP8 Polyclonal Antibody

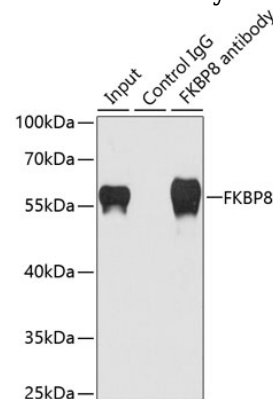
Western blot analysis of extracts of various cell lines, using FKBP8 antibody at 1:1000 dilution. Secondary antibody: HRP Goat Anti-Rabbit IgG (H+L) at 1:10000 dilution. Lysates/proteins: 25ug per lane. Blocking buffer: 3% nonfat dry milk in TBST. Detection: ECL



Basic Kit .Exposure time: 5s.

Immunofluorescence - FKBP8 Polyclonal Antibody

Immunofluorescence analysis of A549 cells using FKBP8 antibody . Blue: DAPI for nuclear staining.



Immunoprecipitation - FKBP8 Polyclonal Antibody

# FKBP8 Polyclonal Antibody



Catalog Number: 165179

---

Immunoprecipitation analysis of 200ug extracts of HeLa cells using 1ug FKBP8 antibody . Western

blot was performed from the immunoprecipitate using FKBP8 antibody at a dilution of 1:1000.