

FASTK Polyclonal Antibody



Catalog Number: 165169

Product name

FASTK Polyclonal Antibody

Specificity

Human, Mouse, Rat

Antibody description

Polyclonal antibody to FASTK

Preparation

Antigen: Recombinant fusion protein containing a sequence corresponding to amino acids 360-549 of human FASTK (NP_006703.1).

Formulation

PBS with 0.02% sodium azide, 50% glycerol, pH7.3.

Storage

Store at -20°C. Avoid freeze / thaw cycles.

Clonality

Polyclonal

Ig Type

Rabbit IgG

Applications

WB, IHC, IF

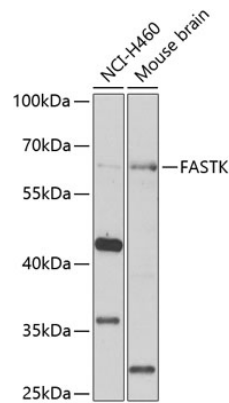
Dilutions

WB 1:500 - 1:2000

IHC 1:50 - 1:200

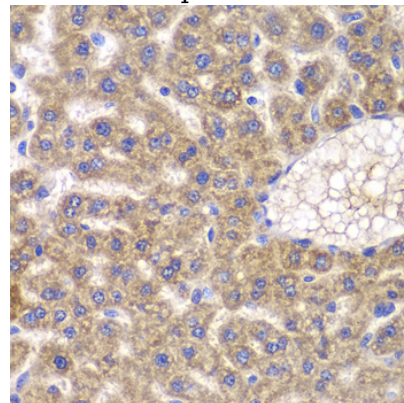
IF 1:50 - 1:100

Validations



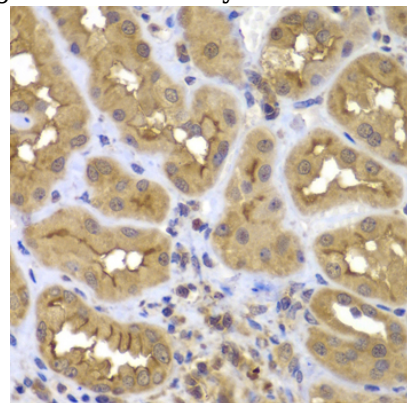
Western blot - FASTK Polyclonal Antibody

Western blot analysis of extracts of various cell lines, using FASTK antibody at 1:1000 dilution. Secondary antibody: HRP Goat Anti-Rabbit IgG (H+L) at 1:10000 dilution. Lysates/proteins: 25ug per lane. Blocking buffer: 3% nonfat dry milk in TBST. Detection: ECL Basic Kit. Exposure time: 90s.



Immunohistochemistry - FASTK Polyclonal Antibody

Immunohistochemistry of paraffin-embedded rat liver using FASTK antibody at dilution of 1:100



(40x lens).

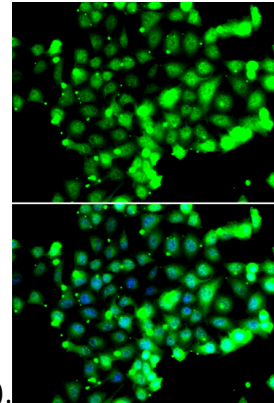
FASTK Polyclonal Antibody



Catalog Number: 165169

Immunohistochemistry - FASTK Polyclonal Antibody

Immunohistochemistry of paraffin-embedded human kidney using FASTK antibody at dilution of



1:100 (40x lens).

Immunofluorescence - FASTK Polyclonal Antibody

Immunofluorescence analysis of U2OS cells using FASTK antibody . Blue: DAPI for nuclear staining.